
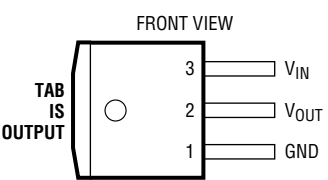
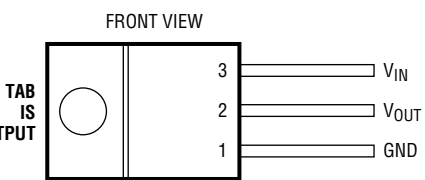


The TAB label for the **LT<sup>®</sup>1587-1.5** packages was omitted on the data sheet. To avoid customer confusion they have been added below in **bold**. For complete specifications, typical performance curves and applications information, please see the **LT1587-1.5** data sheet.

 , LTC and LT are registered trademarks of Linear Technology Corporation.

## PACKAGE/ORDER INFORMATION

<p style="text-align: center;">FRONT VIEW</p>  <p style="text-align: center;">M PACKAGE 3-LEAD PLASTIC DD <math>\theta_{JA} = 30^{\circ}\text{C/W}^*</math></p>	<p style="text-align: center;">ORDER PART NUMBER</p> <p style="text-align: center;">LT1587CM-1.5</p>	<p style="text-align: center;">FRONT VIEW</p>  <p style="text-align: center;">T PACKAGE 3-LEAD PLASTIC TO-220 <math>\theta_{JA} = 50^{\circ}\text{C/W}</math></p>	<p style="text-align: center;">ORDER PART NUMBER</p> <p style="text-align: center;">LT1587CT-1.5</p>
--	--	---	--

\* With package soldered to 0.5 square inch copper area over backside ground plane or internal power plane.  $\theta_{JA}$  can vary from  $20^{\circ}\text{C/W}$  to  $>40^{\circ}\text{C/W}$  with other mounting techniques.

For further information regarding this specification notice contact:

Linear Technology Corporation  
 1630 McCarthy Blvd.  
 Milpitas, California 95035-7417  
 Attn: Product Marketing Manager  
 Phone: (408) 432-1900