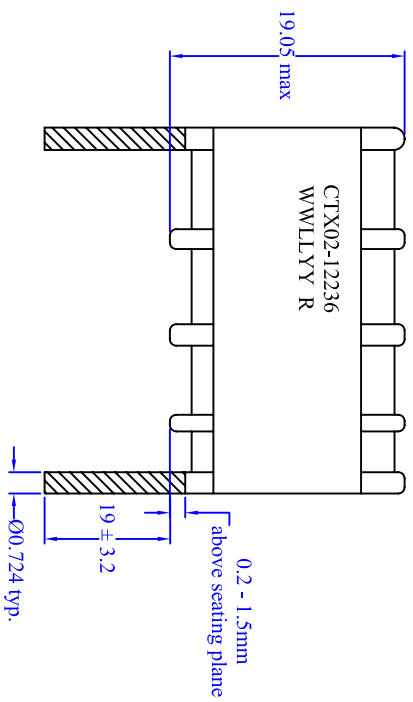
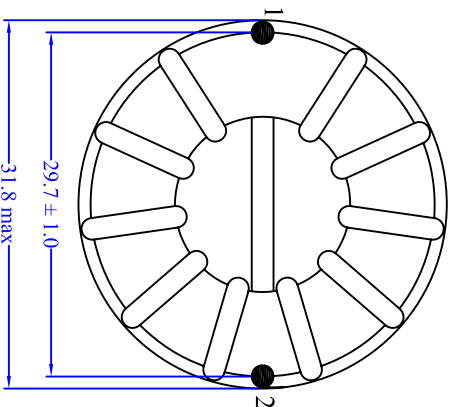



## FRONT VIEW



## BOTTOM VIEW



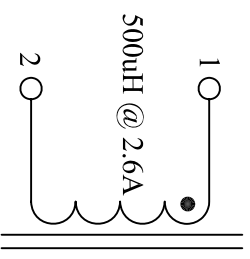
## RECOMMENDED PCB LAYOUT



## ELECTRICAL CHARACTERISTICS

1. OCL @ 100KHz, 0.10Vrms & 0.0A dc. 678.0 - 829.0uH.
2. OCL @ 100KHz, 0.10Vrms & 2.60A dc. 528.0uH min  
DCR @ 20°C; 0.20 Ohm max.

## SCHEMATIC



### Notes:

- 1) All Dimensions are in millimeters unless otherwise specified.
- 2) Tolerances are +/- 0.50mm unless stated otherwise.
- 3) wwlllyy = (Date Code) R= (Revision Level)

### Cooper Electronic Technologies

3601 Quantum Boulevard Boynton Beach, Florida 33426

Inductor, Power Factor Correction

500uH @ 2.6A

Toroid, Powdered Iron, Vertical, THT, 2 term

Size Drawing Number: CTX02-12236

A Revision Level: B Sheet 3 of 4