



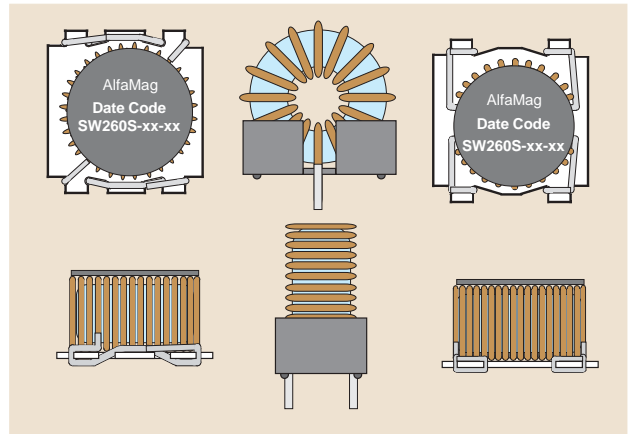
AlfaMag Electronics

SW260 Series • Inductors for National's 260kHz Simple Switcher™

Compatible with National Semiconductor's Simple Switcher™
Part Numbers LM267X-L41 and LM267X-L45 through LM267X-L50

Features

- High energy storage with minimum saturation
- High stability from no load to full load
- Available in both SMD and THT versions
- Manufactured in ISO-9001:2000 approved facility
- Operating temperature range: -40°C to +130°C



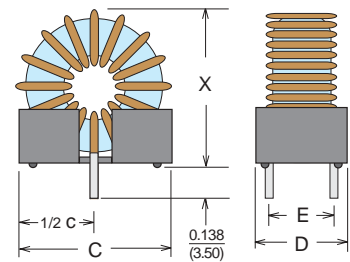
Electrical Specifications at 25°C ambient

Part Number	National Part Number	Rated Current (I _{DC})	Inductance (µH) ±20%	ET _{OP} (V-µSec) Max. @ 260kHz	DCR Nominal (mOhm)	Package Size	
						Package Code	Lead Dia. (mm)
SW260C-4.9-23	LM267X-L41	4.9	22.8	23.3	36	C3	0.80
SW260C-4.3-10	LM267X-L45	4.3	10.2	10.0	26	C1	0.75
SW260C-5.0-15	LM267X-L46	5.0	14.8	17.0	23	C2	0.80
SW260C-5.0-10	LM267X-L47	5.0	10	13.0	25	C2	0.75
SW260C-5.0-50	LM267X-L48	5.0	50	40.0	50	C4	0.90
SW260C-5.0-33	LM267X-L49	5.0	33	36.0	47	C4	0.80
SW260C-5.0-23	LM267X-L50	5.0	23	24.0	26	C3	0.80
SW260S-4.9-23	LM267X-L41	4.9	22.8	23.3	36	S6	
SW260S-4.3-10	LM267X-L45	4.3	10	10.0	26	S4	
SW260S-5.0-15	LM267X-L46	5.0	15	17.0	27	S5	
SW260S-5.0-10	LM267X-L47	5.0	11	13.0	25	S5	
SW260S-5.0-50	LM267X-L48	5.0	52*	40.0	25	S7	
SW260S-5.0-33	LM267X-L49	5.0	36*	36.0	19	S7	
SW260S-5.0-23	LM267X-L50	5.0	24.7*	24.0	13	S7	

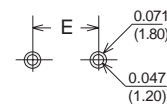
* Note: Series connection with pins 2 - 4 connected

Type SW260C - Clip Mount

Part Number	Size Code	Dimensions - Inches ±0.01 (mm ±0.25)				
		C	D	E	Coil OD	X = Coil OD +
SW260C-4.3-10	C1	0.580 (14.73)	0.340 (8.64)	0.220 (5.58)	0.605 (15.40)	0.110 (2.80)
SW260C-5.0-15	C2	0.650 (16.50)	0.449 (11.40)	0.299 (7.60)	0.640 (16.26)	0.110 (2.80)
SW260-5.0-10	C2	0.650 (16.50)	0.449 (11.40)	0.299 (7.60)	0.590 (15.00)	0.110 (2.80)
SW260C-4.9-23	C3	0.827 (21.00)	0.449 (11.40)	0.299 (7.60)	0.840 (21.34)	0.110 (2.80)
SW260C-5.0-50	C4	0.949 (24.10)	0.598 (15.20)	0.449 (11.40)	1.240 (31.50)	0.110 (2.80)
SW260C-5.0-33	C4	0.949 (24.10)	0.598 (15.20)	0.449 (11.40)	1.240 (31.50)	0.110 (2.80)



Suggested Pad Layout



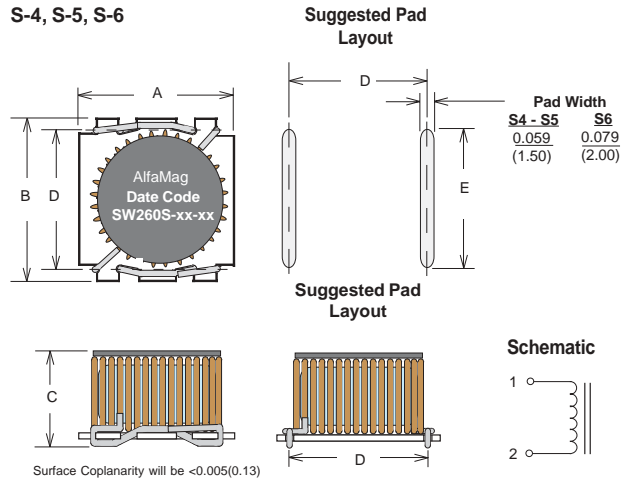
Schematic



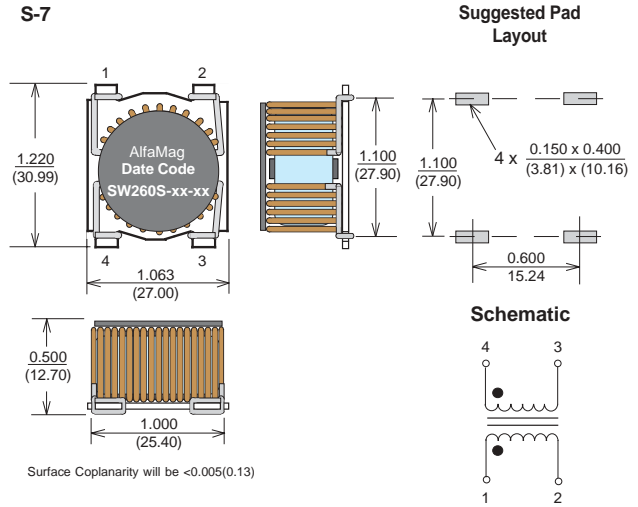
Mounting Styles • SW260 Series • Low Cost Toroidal Inductors

Type SW260S - Surface Mount

S-4, S-5, S-6



S-7



Mounting Style	Size Code	Dimensions - Inches ± 0.010 (mm ± 0.25)				
		A	B	C	D	E
"S" SMD	S4	0.591 (15.0)	0.591 (15.0)	0.315 (8.00)	0.508 (12.9)	0.551 (14.0)
	S5	0.669 (17.0)	0.701 (17.8)	0.390 (9.91)	0.591 (15.0)	0.591 (15.0)
	S6	0.925 (23.5)	0.925 (23.5)	0.496 (12.6)	0.827 (21.0)	0.689 (17.5)