

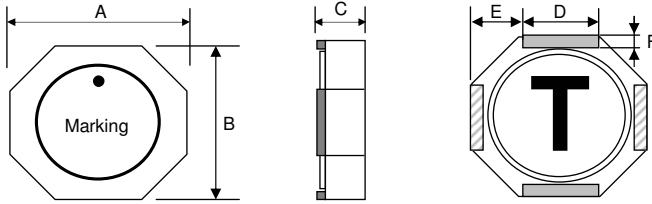
Spezifikation für Freigabe / specification for release

Kunde / customer :
 Artikelnummer / part number : **7440690016**
 Bezeichnung : **SPEICHERDROSSEL WE-TPC 8015**
 description : **POWER-CHOKE WE-TPC 8015**



DATUM / DATE : 2009-04-21

A Mechanische Abmessungen / dimensions:



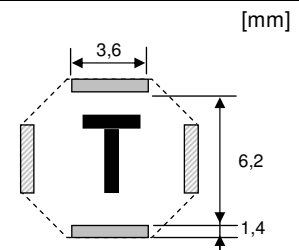
● start of winding

	8x8x1,50	
A	8,0 ± 0,3	mm
B	8,0 ± 0,3	mm
C	1,35 ± 0,15	mm
D	3,2 typ.	mm
E	2,4 typ.	mm
F	1,0 typ.	mm

B Elektrische Eigenschaften / electrical properties:

Eigenschaften / properties	Testbedingungen / test conditions		Wert / value	Einheit / unit	tol.
Induktivität / inductance	100 kHz / 10mA	Lo	1,60	μH	+/-20%
DC-Widerstand / DC-resistance	@ 20 °C	R _{DC typ.}	29,0	mΩ	typ.
DC-Widerstand / DC-resistance	@ 20 °C	R _{DC max.}	35,0	mΩ	max.
Nennstrom / rated Current	ΔT = 40 K	I _N	3,10	A	typ.
Sättigungsstrom / saturation current	ΔL/L < 35%	I _{sat}	3,30	A	typ.
Eigenres.-Frequenz / self-res.-frequency	@ 20 °C	SRF	85,0	MHz	typ.

C Lötpad / soldering spec.:



D Prüfgeräte / test equipment:

WAYNE KERR 3260B für/for L₀; I_{SAT}
 Agilent N5776A für/for I_{DC};
 Metra Hit 271 für/for R_{DC};

E Testbedingungen / test conditions:

Luftfeuchtigkeit / humidity: 33%
 Umgebungstemperatur / temperature: +20 °C

F Werkstoffe & Zulassungen / material & approvals:

Basismaterial / base material: Ferrit/ ferrite
 Draht / wire: Class H
 Endoberfläche / finishing electrode: Ag/Ni/Sn

G Eigenschaften / general specifications:

Betriebstemp. / operating temperature: -40 °C - +125 °C
 Umgebungstemp. / ambient temperature: -40 °C - +85 °C
 It is recommended that the temperature of the part does not exceed 125 °C under worst case operating conditions.

Freigabe erteilt / general release:	Kunde / customer		
Datum / date	Unterschrift / signature		
	Würth Elektronik		
Geprüft / checked	Kontrolliert / approved		
	Name	Änderung / modification	Datum / date
	ME	Version 1	09-04-21

Würth Elektronik eiSos GmbH & Co. KG

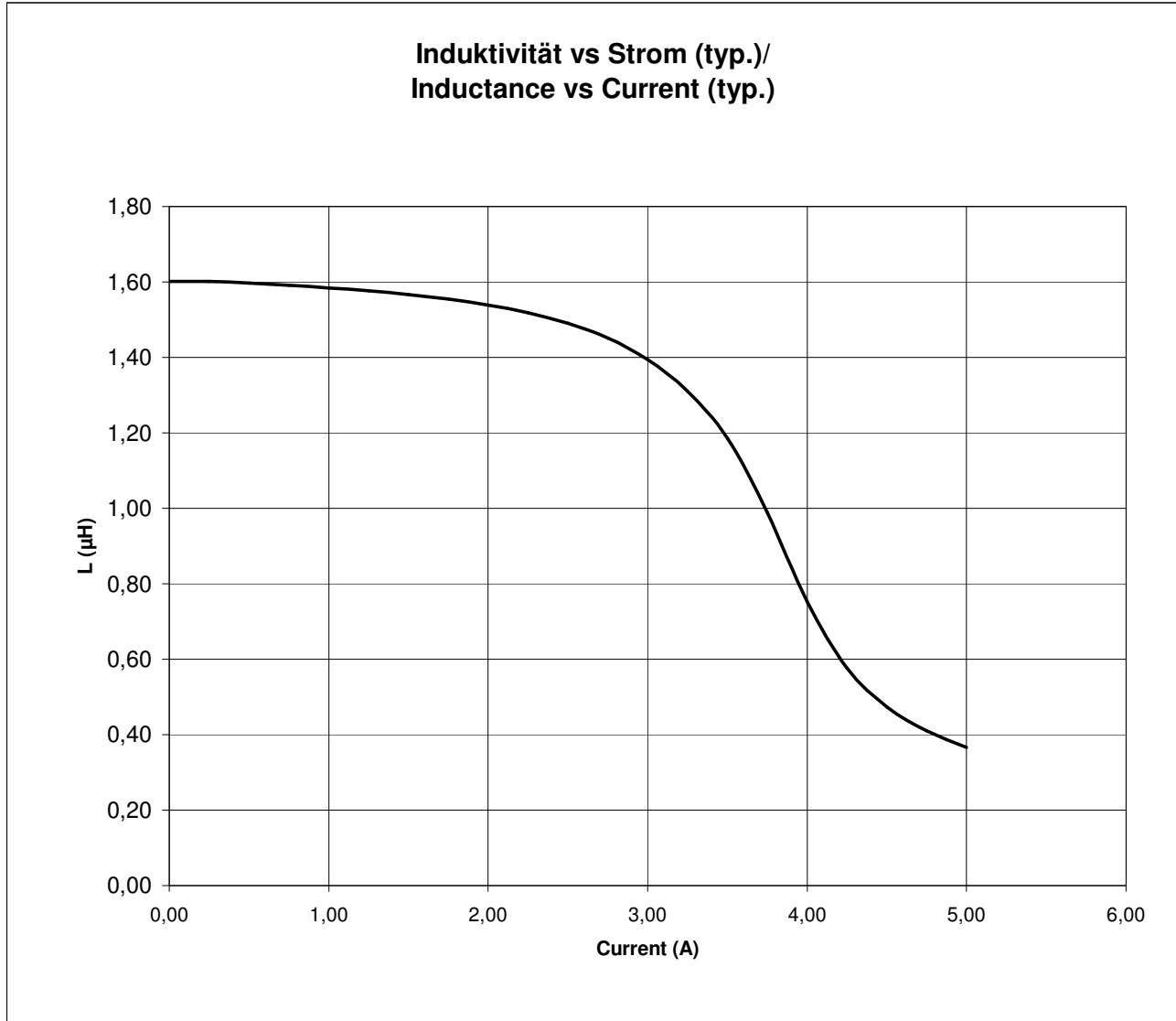
D-74638 Waldenburg · Max-Eyth-Strasse 1 · Germany · Telefon (+49) (0) 7942 - 945 - 0 · Telefax (+49) (0) 7942 - 945 - 400
<http://www.we-online.de>

Spezifikation für Freigabe / specification for release

Kunde / customer :
 Artikelnummer / part number : **7440690016**
 Bezeichnung : **SPEICHERDROSSEL WE-TPC 8015**
 description : **POWER-CHOKE WE-TPC 8015**



H Induktivitätskurve / Inductance curve:



Freigabe erteilt / general release:	Kunde / customer			
Datum / date	Unterschrift / signature			
	Würth Elektronik			
Geprüft / checked	Kontrolliert / approved	ME	Version 1	09-04-21
		Name	Änderung / modification	Datum / date

Würth Elektronik eiSos GmbH & Co. KG

D-74638 Waldenburg · Max-Eyth-Strasse 1 · Germany · Telefon (+49) (0) 7942 - 945 - 0 · Telefax (+49) (0) 7942 - 945 - 400
<http://www.we-online.de>

Spezifikation für Freigabe / specification for release

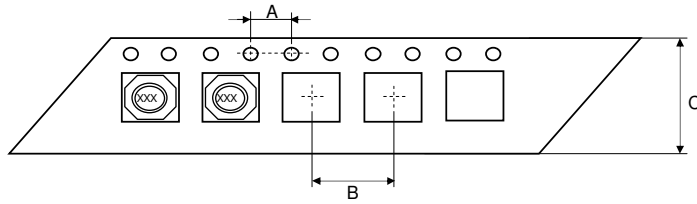
Kunde / customer :
 Artikelnummer / part number : **7440690016**
 Bezeichnung : **SPEICHERDROSSEL WE-TPC 8015**
 description : **POWER-CHOKE WE-TPC 8015**



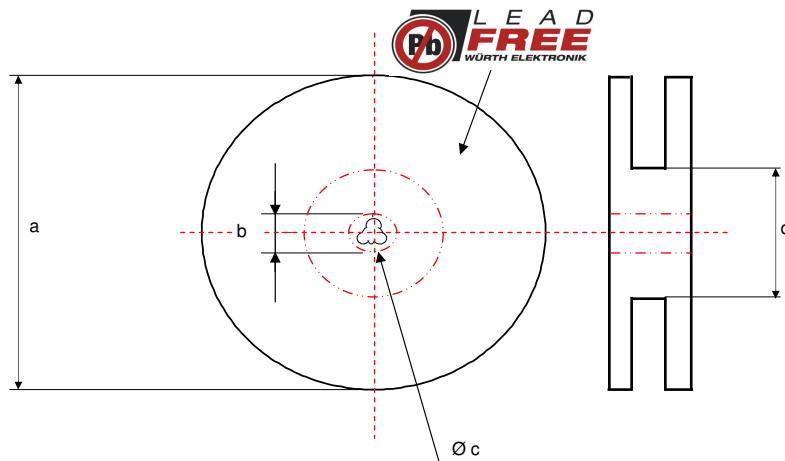
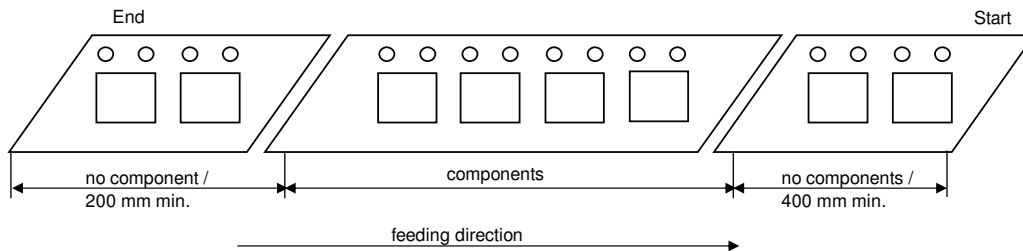
DATUM / DATE : 2009-04-21

I Rollenspezifikation / tape and reel specification:

Gurtspezifikation / Tape specification:



A	4,00 ± 0,1	mm
B	12,00 ± 0,1	mm
C	16,0 ± 0,2	mm



Rollenspezifikation / Reel specification:		
a	178,0 ± 2,0	mm
b	21,00 ± 0,8	mm
c	13,00 ± 0,5	mm
d	50,00 ± 1,0	mm

Freigabe erteilt / general release:	Kunde / customer			
.....			
Datum / date	Unterschrift / signature			
	Würth Elektronik			
.....			
Geprüft / checked	Kontrolliert / approved	ME	Version 1	09-04-21
		Name	Änderung / modification	Datum / date

This electronic component has been designed and developed for usage in general electronic equipment. Before incorporating this component into any equipment where higher safety and reliability is especially required or if there is the possibility of direct damage or injury to human body, for example in the range of aerospace, aviation, nuclear control, submarine, transportation, (automotive control, train control, ship control), transportation signal, disaster prevention, medical, public information network etc, Würth Elektronik eiSos GmbH must be informed before the design-in stage. In addition, sufficient reliability evaluation checks for safety must be performed on every electronic component which is used in electrical circuits that require high safety and reliability functions or performance.

Würth Elektronik eiSos GmbH & Co. KG

D-74638 Waldenburg · Max-Eyth-Strasse 1 · Germany · Telefon (+49) (0) 7942 - 945 - 0 · Telefax (+49) (0) 7942 - 945 - 400
<http://www.we-online.de>