

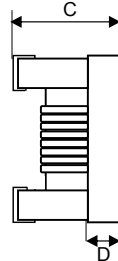
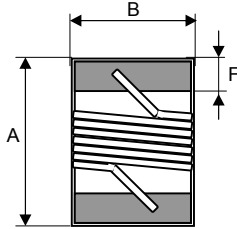
Spezifikation für Freigabe / specification for release

Kunde / customer : _____
 Artikelnummer / part number : **744762215A**
 Bezeichnung : **Keramik-SMD-Induktivität WE-KI**
 description : **Ceramic-SMD-Inductor WE-KI**



DATUM / DATE : 2004-10-11

A Mechanische Abmessungen / dimensions:

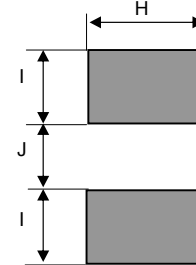


Größe / size 1008		
A	2,5 ± 0,2	mm
B	2,0 ± 0,2	mm
C	1,6 ± 0,2	mm
D	0,5 ref.	mm
F	0,5 ± 0,1	mm
H	2,2	mm
I	0,9	mm
J	1,2	mm

B Elektrische Eigenschaften / electrical properties:

Eigenschaften / properties	Testbedingungen / test conditions		Wert / value	Einheit / unit	tol.
Induktivität / inductance	25 MHz	L	150	nH	±5%
Güte Q / Q factor	100 MHz	Q	45		min.
DC-Widerstand / DC-resistance		R _{DC}	0,22	Ω	max.
Nennstrom / rated current	ΔT = 15 K	I _{DC}	800	mA	max.
Eigenres.-Frequenz / self-res.-frequency		SRF	880	MHz	min.

C Lötpad / soldering spec.:



D Prüfgeräte / test equipment:

Agilent 4287A + HP 16193A für/for L und/and Q
HP 4338B für/for R_{DC}
HP 4285A + 42841A + 42842C + 42851-6110 für/for I_{DC}
ENA 5071B für/for SRF

E Testbedingungen / test conditions:

Luftfeuchtigkeit / humidity: 60 ... 70%
 Umgebungstemperatur / temperature: 25°C

F Werkstoffe & Zulassungen / material & approvals:

Basismaterial / base material: Keramik/ ceramic
 Kontaktmaterial / contact plating: Mo/Mn + Ni + Au

G Eigenschaften / general specifications:

Umgebungstemperatur / ambient temperature: -40°C ~ + 110°C
 Betriebstemperatur / operating temperature: -40°C ~ +125°C
 Lagerbedingungen / storage conditions: -10°C ~ + 40°C
 30 ~ 70% RH

Freigabe erteilt / general release:	Kunde / customer		
	Datum / date	Unterschrift / signature	
	Würth Elektronik		
	Geprüft / checked	Kontrolliert / approved	
	Name	Änderung / modification	Datum / date
	AWe	Version 1	04-10-11

This electronic component is designed and developed with the intention for use in general electronics equipments. Before incorporating the components into any equipments in the field such as aerospace, aviation, nuclear control, submarine, transportation, (automotive control, train control, ship control), transportation signal, disaster prevention, medical, public information network etc. where higher safety and reliability are especially required or if there is possibility of direct damage or injury to human body. In addition, even electronic component in general electronic equipments, when used in electrical circuits that require high safety, reliability functions or performance, the sufficient reliability evaluation-check for the safety must be performed before use. It is essential to give consideration when to install a protective circuit at the design stage

Würth Elektronik eiSos GmbH & Co. KG

D-74638 Waldenburg · Max-Eyth-Strasse 1 - 3 · Germany · Telefon (+49) (0) 7942 - 945 - 0 · Telefax (+49) (0) 7942 - 945 - 400
<http://www.we-online.com>