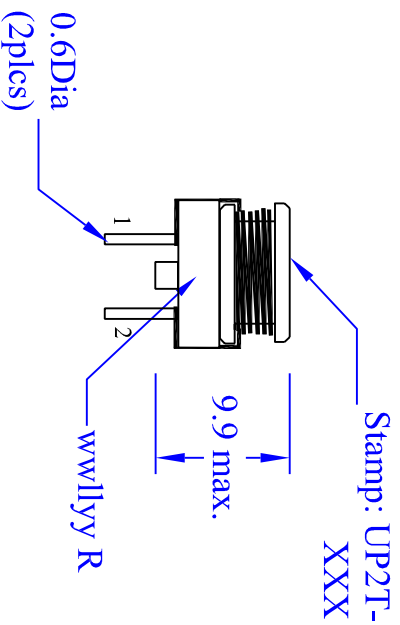
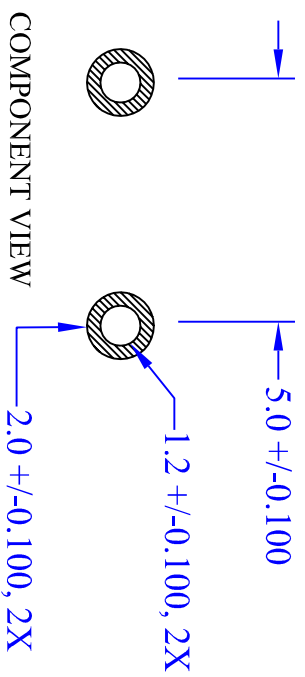


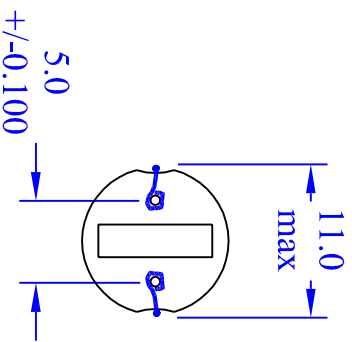
FRONT VIEW



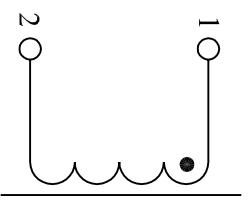
RECOMMENDED PCB LAYOUT



BOTTOM VIEW



SCHEMATIC



Notes:

- 1) All Dimensions are in millimeters unless otherwise specified.
 - 2) Tolerances are +/- .2mm unless stated otherwise.
 - 3) PCB tolerances are +/- 0.1 unless stated otherwise.
 - 4) Stamp: Line 1: product code (UP2T); Line 2 (inductance value per family chart)
 - 5) On side of unit: wwlllyy (date code) R (revision level)
- Location of date code is optional.

COIL TRONICS, INCORPORATED

6000 Park of Commerce Blvd, Boca Raton, FL 33487

UniPac2T (UP2T) Thru Hole Inductor Line
9.9mm max height.
Family Table

Size	Drawing Number:	UP2T Inductor Line
A	Revision Level:	A
		Sheet 3 of 22