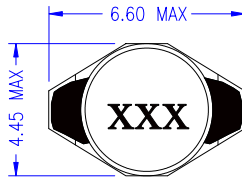
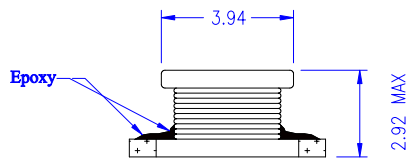


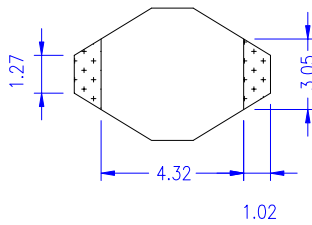
TOP VIEW



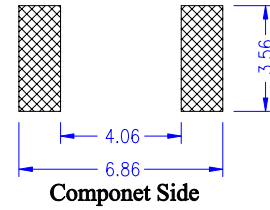
FRONT VIEW



BOTTOM VIEW

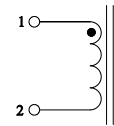


RECOMMENDED PCB LAYOUT

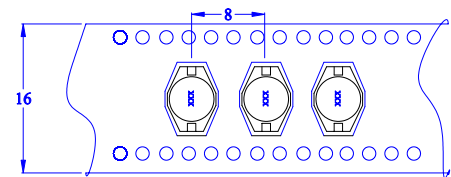


Componet Side

SCHEMATIC



TAPE AND REEL ORIENTATION



User Direction Feed
2,500 parts per 13" Dia Reel

Cooper Electronic Technologies

3601 Quantum Boulevard, Boynton Beach, FL 33426

Unipac 0.4UC (UP0.4UC) Inductor Line
SMD, 2.92mm max ht, Drum core/header

Size	Drawing Number:	UP0.4UC-R Inductor Line
A	Revision Level:	B Sheet 3 of 4

This Document Is Subject To Change Without Notice.

Notes:

- 1) All Dimensions are in millimeters unless otherwise specified.
- 2) Stamp as Shown above--
Line 1- xxx (xxx=inductance value per family chart)
- 3) Tolerances are +/-0.381mm unless otherwise specified.
- 4) RoHS Compliant

CUSTOMER INFORMATION

Part Number	Rated Inductance (µH)	OCL nominal (µH) @20°C	<u>I_{RMS} Amperes</u> for approximately a ΔT of 30°C. above 85°C ambient	<u>I_{SAT} Amperes Peak</u> for approximately 10 % rolloff (@ 20°C).	DCR milli-(Ω) max @ 20°C.	SRF typ (MHz)
UP0.4UC-1R0	1.0	1.0+/-20%	2.9	2.9	50.0	130
UP0.4UC-1R5	1.5	1.5 +/-20%	2.8	2.6	50.0	115
UP0.4UC-2R2	2.2	2.2+/-20%	2.4	2.3	70.0	90
UP0.4UC-3R3	3.3	3.3+/-20%	2.0	2.0	80.0	70
UP0.4UC-4R7	4.7	4.7+/-20%	1.5	1.5	90.0	50
UP0.4UC-6R8	6.8	6.8+/-20%	1.4	1.2	130	45
UP0.4UC-100	10.0	10.0+/-20%	1.1	1.1	160	35
UP0.4UC-150	15.0	15.0+/-20%	1.0	0.9	230	30
UP0.4UC-220	22.0	22.0+/-20%	0.80	0.7	370	20
UP0.4UC-330	33.0	33.0+/-20%	0.60	0.58	510	15
UP0.4UC-470	47.0	47.0+/-20%	0.50	0.5	640	14
UP0.4UC-680	68.0	68.0+/-20%	0.40	0.4	860	11
UP0.4UC-101	100	100+/-20%	0.30	0.31	1270	9
UP0.4UC-151	150	150+/-20%	0.25	0.27	2000	6
UP0.4UC-221	220	220+/-20%	0.20	0.22	3110	5.5
UP0.4UC-331	330	330+/-20%	0.16	0.18	3800	5
UP0.4UC-471	470	470+/-20%	0.15	0.16	5060	4
UP0.4UC-681	680	680+/-20%	0.12	0.14	9200	3
UP0.4UC-102	1000	1000+/-20%	0.07	0.10	13800	2

Electrical Requirement Notes: 1) Test Frequency: 100KHz,0.1V 2) DCR @ 20°C

This Document Is Subject To Change Without Notice.

General Specifications:

- a) Temp. Rise: 30°C typ at Irms
 - b) Inductance drop is approx. 10% at Isat.
 - c) Operating Ambient Temp: -25°C ~ +85°C
 - d) Storage Temp.: -40°C ~ +125°C
 - e) Resistance to Solder Heat: 260°C for 10 secs.
- Parts available in Tape and Reel. 13" diameter reel : 2,500 parts per reel.

Option Code (Suffix) | Description

Cooper Electronic Technologies

3601 Quantum Blvd, Boynton Beach, FL 33426
 Unipac 0.4UC (UP0.4UC) Inductor Line
 SMD, 2.92mm max ht, Drum core/header

SIZE | Drawing Number: **UP0.4UC-R Inductor Line**