

# SMD Inductors(Coils) For Power Line(Wound, Magnetic Shielded)

Conformity to RoHS Directive

## SLF Series SLF7028

### FEATURES

- The SLF series are characterized by low profile, low DC resistance, and high current handling capacities.
- Because they are magnetically shielded, these parts can be used in high-density mounting configurations.
- Flat bottom surface ensures secure, reliable mounting.
- Provided in embossed carrier tape packaging for use with automatic mounting machines.

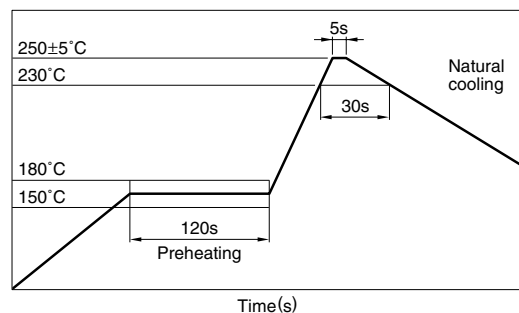
### APPLICATIONS

Portable telephones, personal computers, hard disk drives, and other electronic equipment.

### SPECIFICATIONS

Operating temperature range	-20 to +85°C [Including self-temperature rise]
Storage temperature range	-40 to +85°C[Unit of products]

### RECOMMENDED REFLOW SOLDERING CONDITIONS



### PRODUCT IDENTIFICATION

SLF	7028	T-	3R3	M	1R6	-	PF
(1)	(2)	(3)	(4)	(5)	(6)	(7)	

(1) Series name

(2) Dimensions

7028 7.0×7.0×2.8mm (L×W×T)

(3) Packaging style

T Taping(reel)

(4) Inductance value

3R3	3.3μH
100	10μH

(5) Inductance tolerance

M ±20%

(6) Rated current

1R6	1.6A
R88	0.88A

(7) Lead-free compatible product

PF Lead-free compatible product

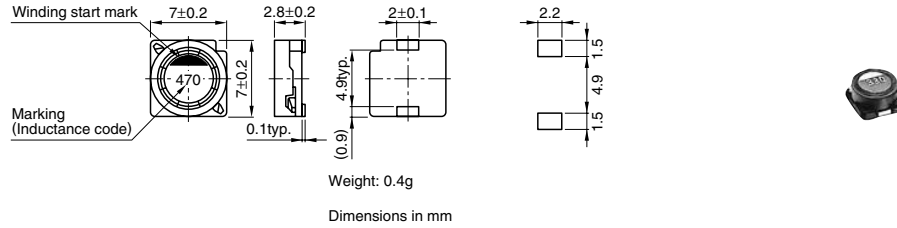
### PACKAGING STYLE AND QUANTITIES

Packaging style	Quantity
Taping	1000 pieces/reel

• Conformity to RoHS Directive: This means that, in conformity with EU Directive 2002/95/EC, lead, cadmium, mercury, hexavalent chromium, and specific bromine-based flame retardants, PBB and PBDE, have not been used, except for exempted applications.

• All specifications are subject to change without notice.

## SHAPES AND DIMENSIONS/RECOMMENDED PC BOARD PATTERN



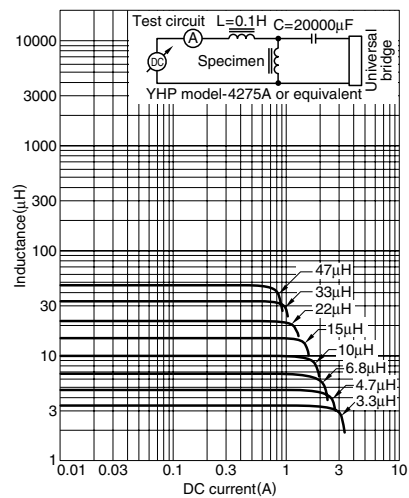
## ELECTRICAL CHARACTERISTICS

Inductance (μH)	Inductance tolerance	Test frequency L (kHz)	DC resistance (Ω)±20%	Rated current (A)max.	Part No.
3.3	±20%	100	0.028	1.6	SLF7028T-3R3M1R6-PF
4.7	±20%	100	0.038	1.5	SLF7028T-4R7M1R5-PF
6.8	±20%	100	0.059	1.3	SLF7028T-6R8M1R3-PF
10	±20%	100	0.083	1.1	SLF7028T-100M1R1-PF
15	±20%	100	0.11	0.88	SLF7028T-150MR88-PF
22	±20%	100	0.18	0.75	SLF7028T-220MR75-PF
33	±20%	100	0.24	0.65	SLF7028T-330MR65-PF
47	±20%	100	0.34	0.54	SLF7028T-470MR54-PF

- Test equipment L: 4194A IMPEDANCE/GAIN-PHASE ANALYZER HP, or equivalent (Measured at 100kHz/0.5V)  
Rdc:MATSUSHITA,VP-2941A DIGITAL MILLIOHM METER, or equivalent

## TYPICAL ELECTRICAL CHARACTERISTICS

### INDUCTANCE CHANGE vs. DC SUPERPOSITION CHARACTERISTICS



- All specifications are subject to change without notice.