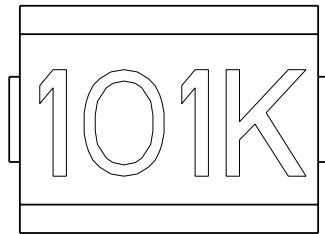
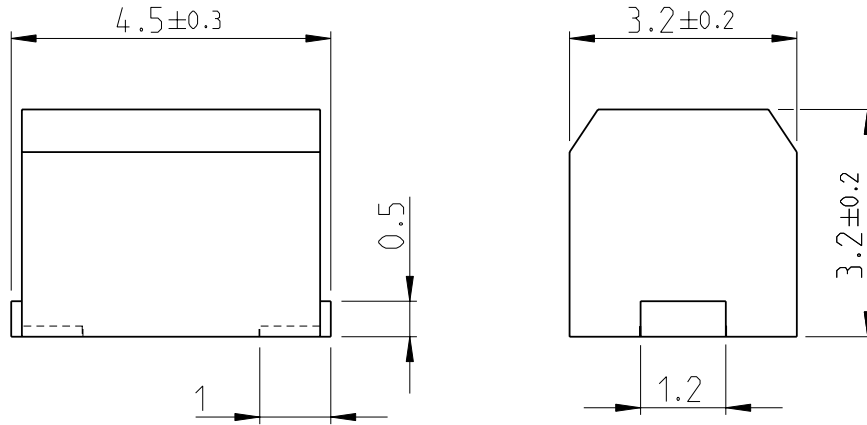
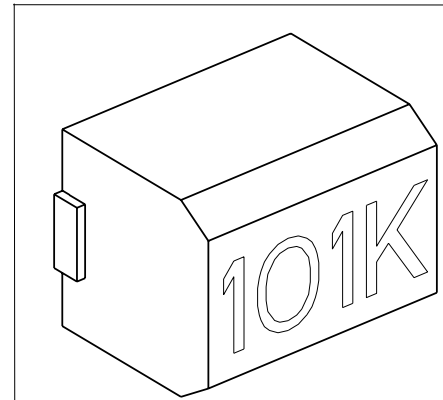


LOC	DIST	REVISIONS					
E	B	P	LTR	DESCRIPTION	DATE	DWN	APVD
			BB	CHANGE OF MARKING METHOD	18AUG2010	PT	St.P

- FOR FURTHER INFORMATION SEE DATA SHEET FOR 3613C SERIES-MOULDED CHIP INDUCTOR 18:12
- FROM SEPTEMBER 2010 MARKING CHANGED TO LASER CARVED BLACK FROM WHITE INK TO IMPROVE EFFICIENCY AND PRODUCTION TIME.



RoHS Compliant



2008

RELEASED FOR PUBLICATION

THIS DRAWING IS UNPUBLISHED.

© COPYRIGHT 2008 BY TYCO ELECTRONICS CORPORATION. ALL RIGHTS RESERVED.

DIMENSIONS: mm	DWN	SUBHASH.M	13-NOV-08	MATERIAL	-	FINISH	-
	CHK	PRAKASH.S	13-NOV-08	Tyco Electronics Corporation Dorcan, Swindon, SN3 5HH			
TOLERANCES UNLESS OTHERWISE SPECIFIED:	APVD	STEPHEN.P	13-NOV-08				
0 PLC ±0.2	PRODUCT SPEC	-	NAME	MOULDED CHIP INDUCTOR 18:12 SERIES 3613C			
1 PLC ±0.1	APPLICATION SPEC	-	SIZE	CAGE CODE	DRAWING NO	RESTRICTED TO	
2 PLC ±-	WEIGHT	-	A 4	00779	©= 1624094	-	
3 PLC ±-			CUSTOMER DRAWING				
4 PLC ±-			SCALE	10:1	SHEET	1 OF 1	REV
ANGLES ±5°							BB