

Power Choke Coil

Series: **PCC-D124H (NX1)**



Low profile, High power, Low loss

■ Features

- High power, high inductance (No saturation performance limitation due to metal dust core)
(17 A to 32 A/1.25 μ H to 0.32 μ H)
- Low loss due to low R_{DC} (using flat wire)
- Low buzz noise due to its gap-less structure
- Surface mount, low profile
(H) 3.9 mm×(L)13.0 mm×(W)12.9 mm

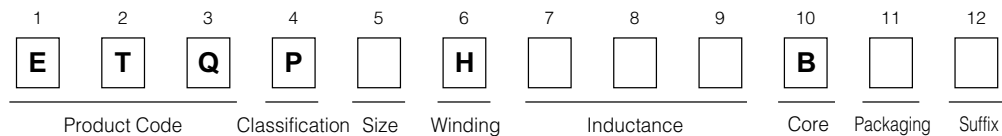
■ Recommended Applications

- DC-DC converter for CPU in PCs
- Thin on-board power supply modules for servers

■ Standard Packing Quantity

- 500 pcs./Reel

■ Explanation of Part Numbers



■ Standard Parts

Part No.	Inductance (at 20 °C)*1					Rated current (A)*2	DC resistance (at 20 °C) (m Ω) max.
	L1			L2 (Reference)			
	(μ H)	Tolerance (%)	Measurement current (A)	(μ H)	Measurement current (A)		
ETQP3H0R4BFA	0.36	±20	23	0.32	32	23	1.04
ETQP3H0R8BFA	0.80		16	0.71	22	16	2.33
ETQP3H1R4BFA	1.43		12	1.25	17	12	4.52

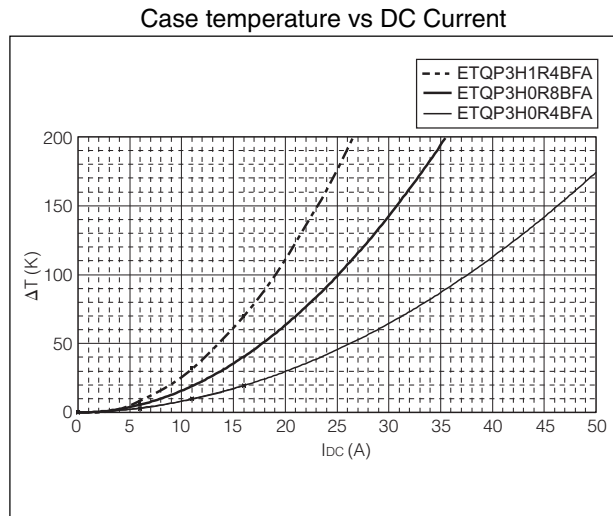
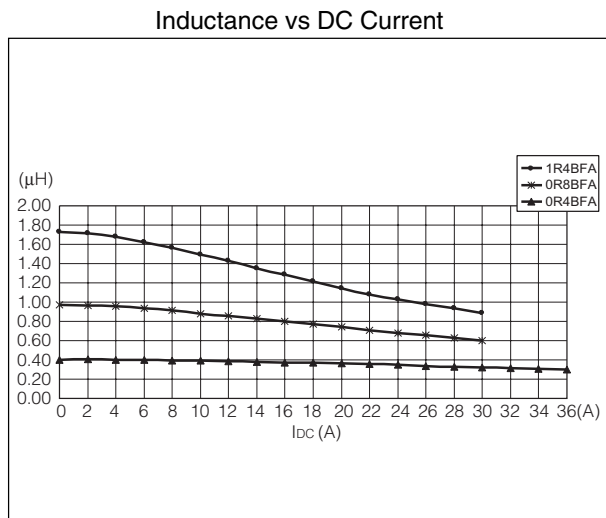
(*1) Inductance is measured at 100 kHz.

(*2) Rated current defines actual value of DC current, when temperature rise of coil becomes 40 K.

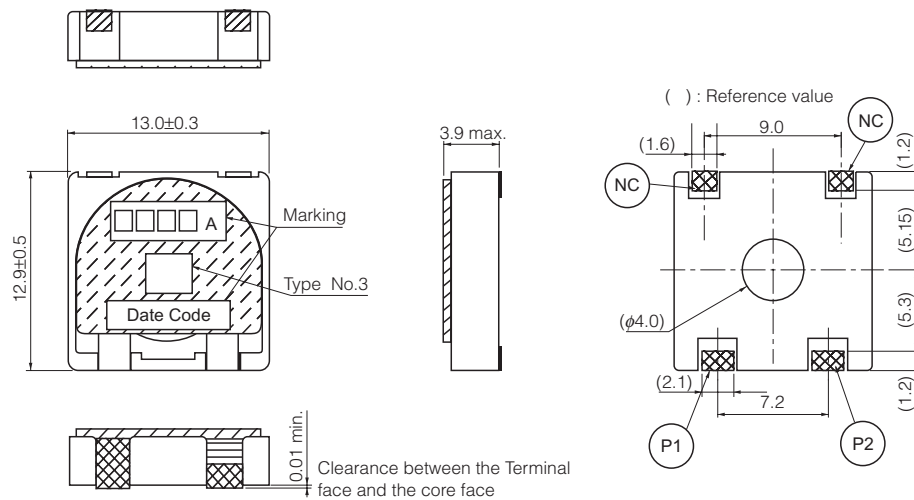
Design and specifications are each subject to change without notice. Ask factory for the current technical specifications before purchase and/or use. Should a safety concern arise regarding this product, please be sure to contact us immediately.

00 Sep. 2010

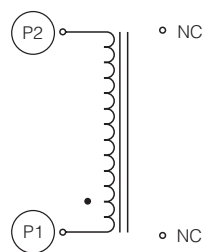
Performance Characteristics (Reference)



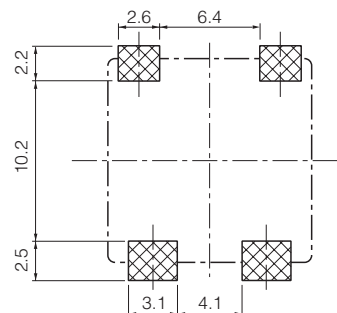
Dimensions in mm (not to scale)



Connection



Recommended Land Pattern in mm (not to scale)



Packaging Methods Please see Pages 202 to 203

Soldering Conditions Please see Page 204

⚠ Safety Precautions Please see Page 205

Design and specifications are each subject to change without notice. Ask factory for the current technical specifications before purchase and/or use. Should a safety concern arise regarding this product, please be sure to contact us immediately.