

CPL2512T****

FEATURES

- *It delivers low Rdc with high Idc.
- *It is lead-free compatible.
- The product contains no lead whatsoever.
- It is able to withstand high temperature reflows(260deg.C during the peak) used in lead-free soldering

APPLICATION

- *Portable AV Equipment(DSC,DVC,AUDIO,etc.)
- *Portable TEL Equipment(Digital Cellular)
- *Information electrical appliance Equipment(PC)

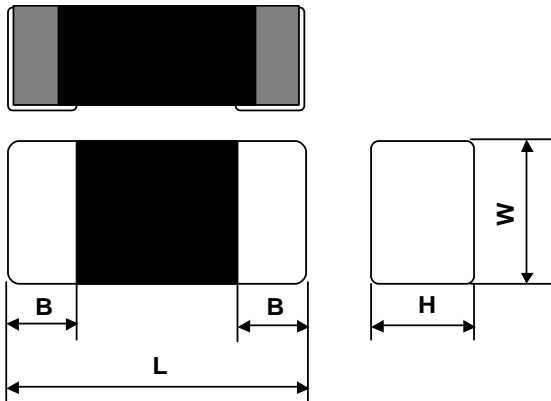
PRODUCT IDENTIFICATION

CPL 2512 T 1R0 M
(1) (2) (3) (4) (5)
 (1)Series name (Tentative name)
 (2)Case size : Length x Height (mm)
 (3)Packaging : Taping
 (4)Inductance
 (5)Inductance Tolerance

PACKAGING

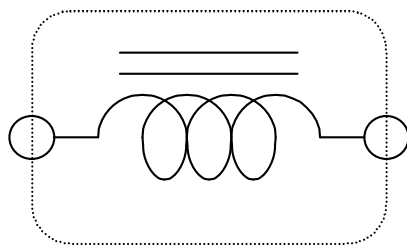
2,000pcs/reel

SHARES and DIMENSIONS



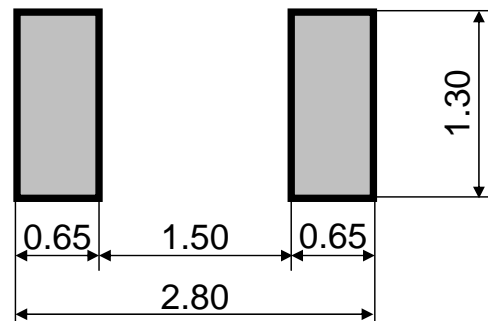
	DIMENSIONS[mm]
L	2.50 \pm 0.20
W	1.50 \pm 0.20
H	1.20Max
B	0.60 \pm 0.15

EQUIVALENT CIRCUIT



No polarity

RECOMMENDED PATTERN DIMENSION(mm)



ELECTRICAL CHARACTERISTICS

*Operating temperature range : -40deg.C to 105deg.C

*Storage temperature range : -40deg.C to 105deg.C

ITEM	Inductance [uH]	Rdc [ohm]	Idc[mA]	
			Idc 30%down	Idc 40deg.c
CPL2512TR15M	0.15 +/-20%	0.034+/-30%	2400	2200
CPL2512TR22M	0.22 +/-20%	0.042+/-30%	2200	2000
CPL2512TR33M	0.33 +/-20%	0.051+/-30%	2000	1800
CPL2512TR47M	0.47 +/-20%	0.060+/-30%	1800	1600
CPL2512TR68M	0.68 +/-20%	0.077+/-30%	1600	1400
CPL2512T1R0M	1.0 +/-20%	0.090+/-30%	1500	1300
CPL2512T1R5M	1.5 +/-20%	0.120+/-30%	1200	1000
CPL2512T2R2M	2.2 +/-20%	0.135+/-30%	900	900
CPL2512T3R3M	3.3 +/-20%	0.240+/-30%	730	730
CPL2512T4R7M	4.7 +/-20%	0.360+/-30%	650	650
CPL2512T6R8M	6.8 +/-20%	0.700+/-30%	450	450
CPL2512T100M	10.0 +/-20%	0.900+/-30%	300	300
[U.D] CPL2512T150M	15.0 +/-20%	1.850+/-30%	275	275
[U.D] CPL2512T220M	22.0 +/-20%	2.300+/-30%	220	220

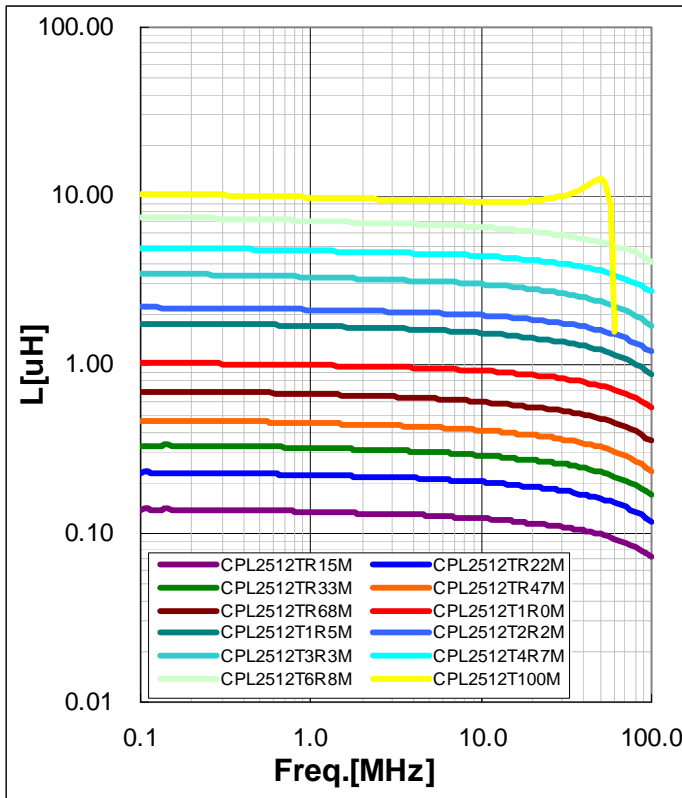
*Idc(30%Down): Value obtained when DC current flows and
the initial value of inductance has fallen by **30%**

*Idc(40deg.C): Value obtained when DC current flows and
temperature has risen to **40deg.C**

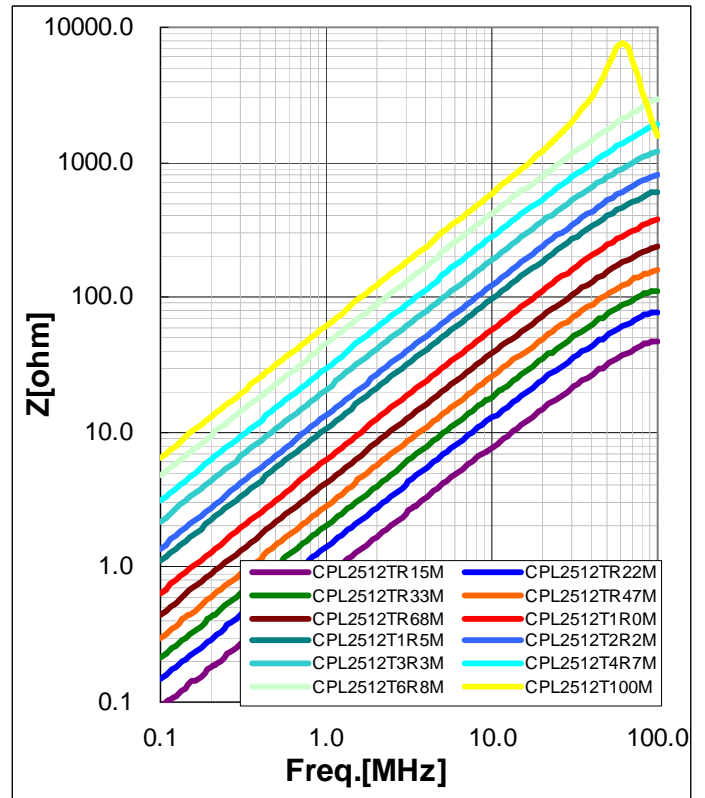
CPL2512T****

ELECTRICAL CHARACTERISTICS

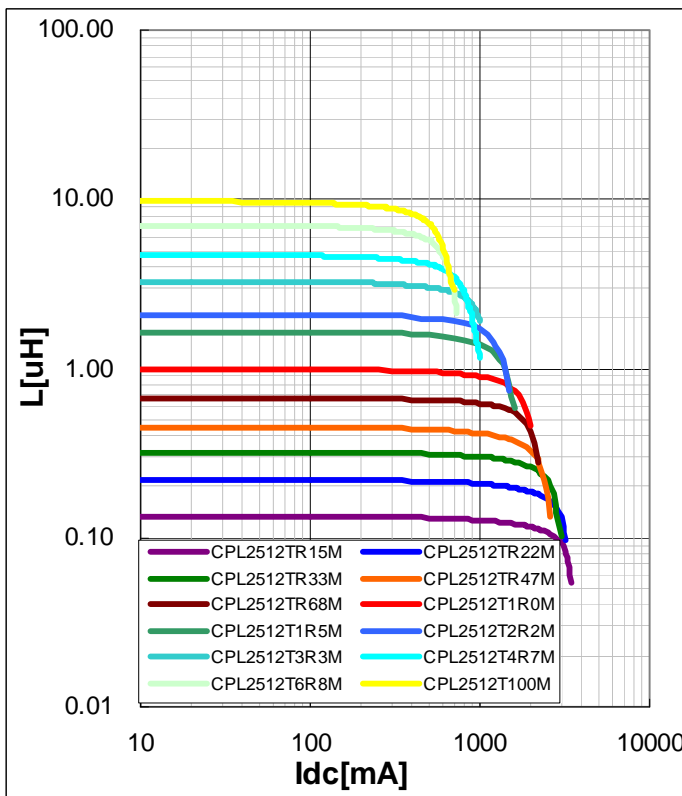
f-L



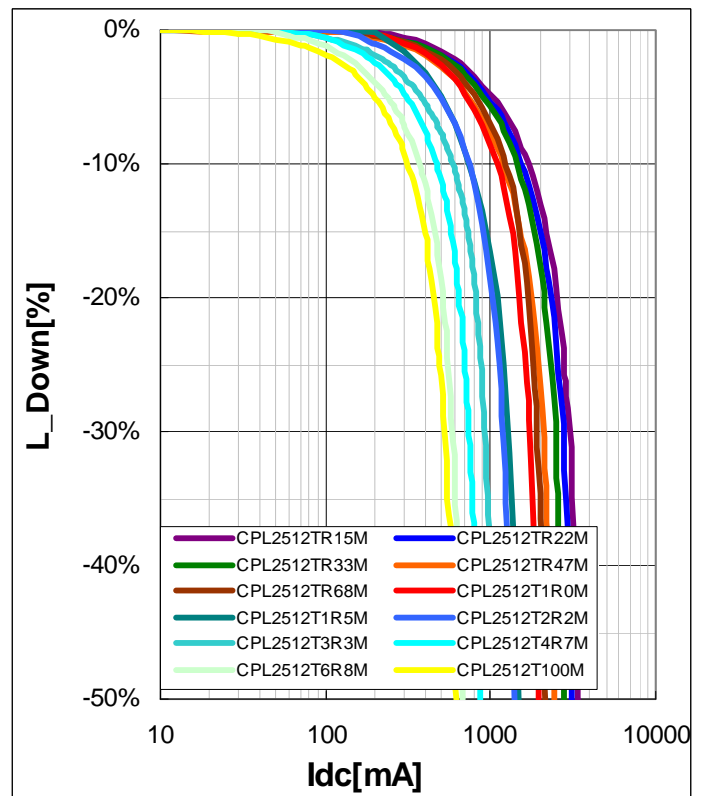
f-Z



Idc-L



Idc-L_Down





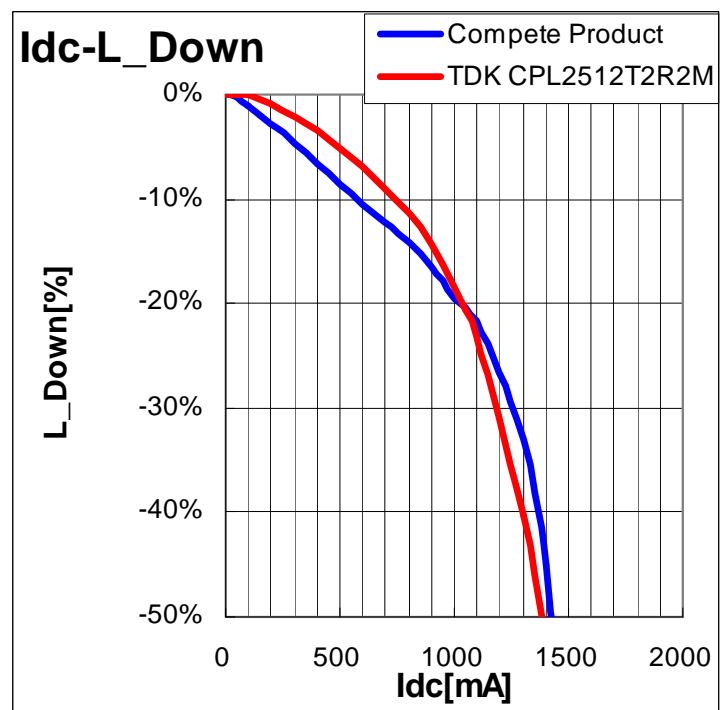
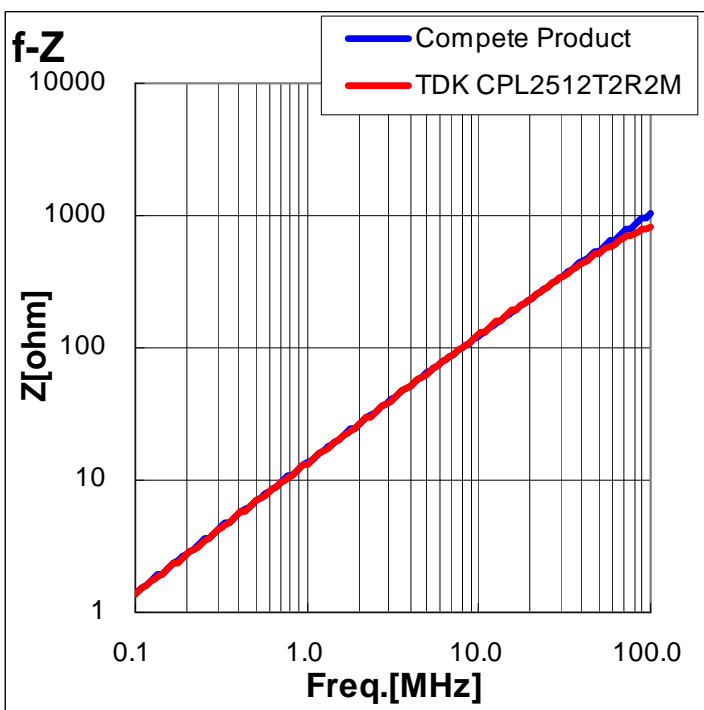
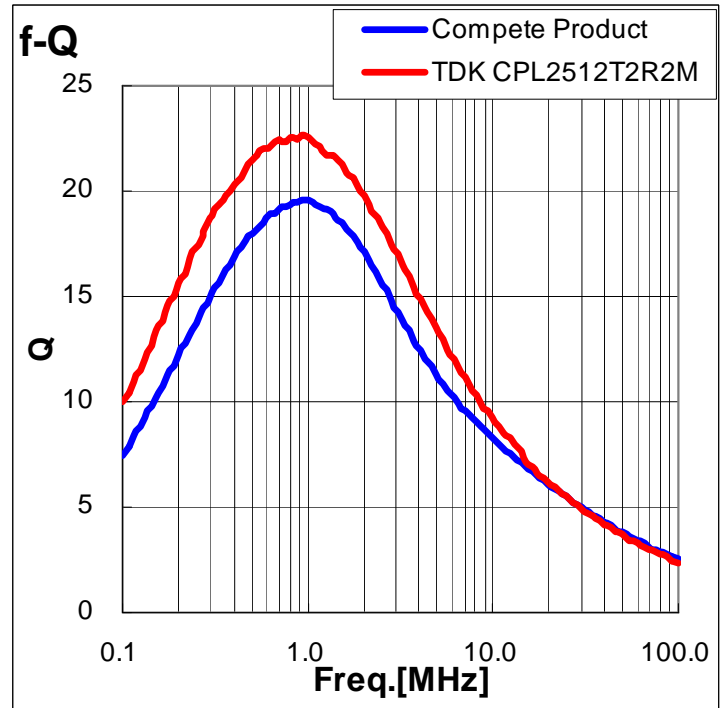
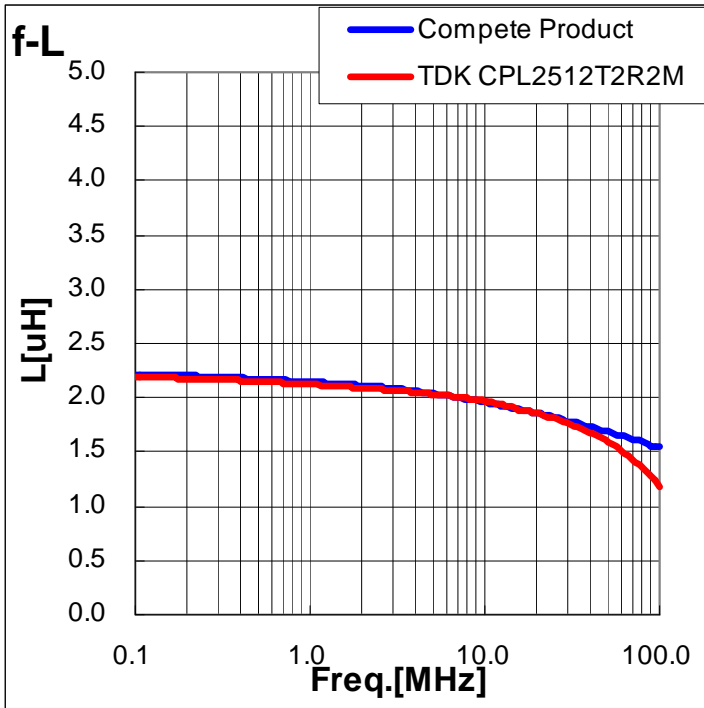
CPL2512T****

Competitive Comparison

*ELECTRICAL CHARACTERISTICS

Compete Product Size : 2.50mm x 1.80mm x 1.20mmMax. Mount Area 4.50mm²

TDK CPL2512Typ Size : 2.50mm x 1.50mm x 1.20mmMax. Mount Area 3.75mm²



CPL2512T****

Competitive Comparison

*Power Efficiency [Inductance 2.2uH & 4.7uH]

Compete Product Size : 2.50mm x 1.80mm x 1.20mmMax. Mount Area 4.50mm²

TDK CPL2512Typ Size : 2.50mm x 1.50mm x 1.20mmMax. Mount Area 3.75mm²

