

7. Signal Processing Use (Low Distortion Type) DA, FA***D

■ Features

- General use wire wound and resin molded chip inductor.
- Low distortion type suitable for Signal processing.
- 2 line-up of Super low distortion series and low distortion type.
- Good mounting characteristic.



ELJDA



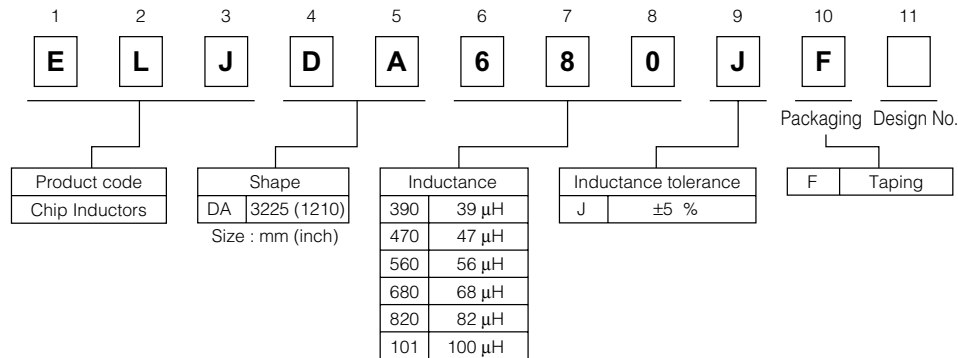
ELJFA

■ Recommended Applications

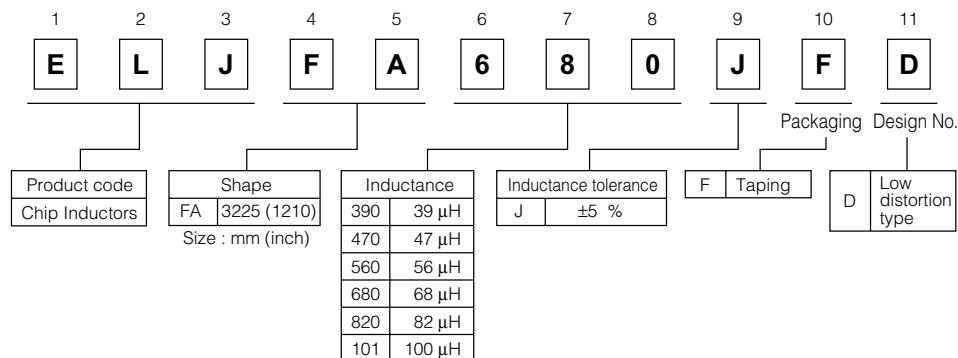
- All kinds of Broadband Modem, Router and STB etc.
- Corresponds to sam IC chipset.

■ Explanation of Part Numbers

- Super Low Distortion type



- Low Distortion type



■ Storage Conditions

- Package : Normal temperature (−5 to 35 °C), normal humidity (85 %RH max.), shall not be exposed to direct sunlight and harmful gases and care should be taken so as not to cause dew.
- Operating Temperature : −20 to +85 °C

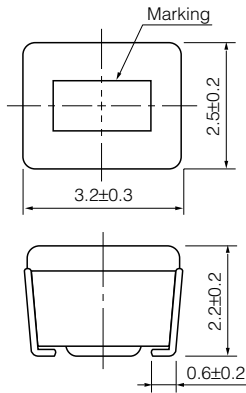
■ Storage Period

- Solderability may be reduced due to the conditions of high temperature and high humidity which causes the oxidation of tin-plated terminals. Even if storage conditions are within specified limits, solderability may be reduced with the passage of time. Therefore, please control the storage conditions and try to use the product within 6 months of receipt.

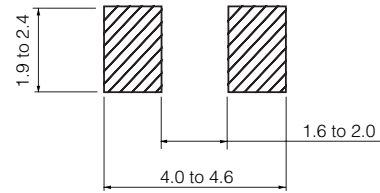
- Packaging Methods Please see Page 127
- Soldering Conditions Please see Page 128
- Safety Precautions Please see Page 129

■ DA/FA***D Type 3225(1210)

● Dimensions in mm (not to scale)



● Recommended Land Pattern in mm (not to scale)



■ Standard Packing Quantity

● 2000 pcs./Reel

■ Standard Parts(Super Low Distortion type)

Part No.	Inductance			Q		SRF *1 (MHz) min.	R _{DC} *2 (Ω) max.	DC Current (mA) max.
	(μH)	Tolerance (%)	Test Freq. (MHz)	min.	Test Freq. (MHz)			
ELJDA390JF	39	J : ±5 %	2.52	21	2.52	11	5.2	110
ELJDA470JF	47					10	5.9	105
ELJDA560JF	56					8.5	6.5	100
ELJDA680JF	68			7.5	9.0	85		
ELJDA820JF	82			19	10.0	80		
ELJDA101JF	100			0.796	24	0.796	7	13.0

*1 : Self Resonant Frequency *2 : DC Resistance

■ Standard Parts(Low Distortion type)

Part No.	Inductance			Q		SRF *1 (MHz) min.	R _{DC} *2 (Ω) max.	DC Current (mA) max.
	(μH)	Tolerance (%)	Test Freq. (MHz)	min.	Test Freq. (MHz)			
ELJFA390JFD	39	J : ±5 %	2.52	30	2.52	12	6.0	105
ELJFA470JFD	47					12	6.7	100
ELJFA560JFD	56					12	7.0	95
ELJFA680JFD	68					12	9.0	85
ELJFA820JFD	82					10	12.0	75
ELJFA101JFD	100			0.796	20	0.796	10	14.0

*1 : Self Resonant Frequency *2 : DC Resistance