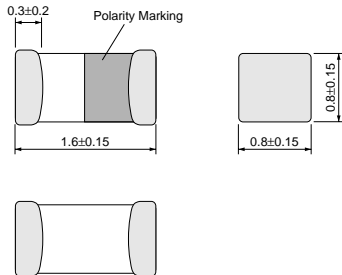


Chip Inductor (Chip Coil) for High Frequency Multilayer Type

LQG18H Series (0603 Size)

■ Dimensions



(in mm)

■ Packaging

Code	Packaging	Minimum Quantity
D	180mm Paper Tape	4000
J	330mm Paper Tape	10000
B	Bulk(Bag)	1000

■ Rated Value (□: packaging code)

Part Number	Inductance	Test Frequency	Rated Current	Max. of DC resistance	Q (min.)	Test Frequency	Self Resonance Frequency (min.)
LQG18HN1N2S00□	1.2nH±0.3nH	100MHz	500mA	0.10ohm	12	100MHz	6000MHz
LQG18HN1N5S00□	1.5nH±0.3nH	100MHz	500mA	0.10ohm	12	100MHz	6000MHz
LQG18HN1N8S00□	1.8nH±0.3nH	100MHz	500mA	0.10ohm	12	100MHz	6000MHz
LQG18HN2N2S00□	2.2nH±0.3nH	100MHz	500mA	0.10ohm	12	100MHz	6000MHz
LQG18HN2N7S00□	2.7nH±0.3nH	100MHz	500mA	0.15ohm	12	100MHz	6000MHz
LQG18HN3N3S00□	3.3nH±0.3nH	100MHz	500mA	0.15ohm	12	100MHz	6000MHz
LQG18HN3N9S00□	3.9nH±0.3nH	100MHz	450mA	0.15ohm	12	100MHz	6000MHz
LQG18HN4N7S00□	4.7nH±0.3nH	100MHz	450mA	0.20ohm	12	100MHz	6000MHz
LQG18HN5N6S00□	5.6nH±0.3nH	100MHz	430mA	0.20ohm	12	100MHz	5000MHz
LQG18HN6N8J00□	6.8nH±5%	100MHz	430mA	0.25ohm	12	100MHz	5000MHz
LQG18HN8N2J00□	8.2nH±5%	100MHz	400mA	0.25ohm	12	100MHz	4000MHz
LQG18HN10NJ00□	10nH±5%	100MHz	400mA	0.30ohm	12	100MHz	3500MHz
LQG18HN12NJ00□	12nH±5%	100MHz	400mA	0.35ohm	12	100MHz	3000MHz
LQG18HN15NJ00□	15nH±5%	100MHz	350mA	0.40ohm	12	100MHz	2800MHz
LQG18HN18NJ00□	18nH±5%	100MHz	350mA	0.45ohm	12	100MHz	2600MHz
LQG18HN22NJ00□	22nH±5%	100MHz	300mA	0.50ohm	12	100MHz	2300MHz
LQG18HN27NJ00□	27nH±5%	100MHz	300mA	0.55ohm	12	100MHz	2000MHz
LQG18HN33NJ00□	33nH±5%	100MHz	300mA	0.60ohm	12	100MHz	1700MHz
LQG18HN39NJ00□	39nH±5%	100MHz	300mA	0.65ohm	12	100MHz	1500MHz
LQG18HN47NJ00□	47nH±5%	100MHz	300mA	0.70ohm	12	100MHz	1200MHz
LQG18HN56NJ00□	56nH±5%	100MHz	300mA	0.75ohm	12	100MHz	1100MHz
LQG18HN68NJ00□	68nH±5%	100MHz	300mA	0.80ohm	12	100MHz	1000MHz
LQG18HN82NJ00□	82nH±5%	100MHz	300mA	0.85ohm	12	100MHz	900MHz

Operating Temperature Range: -40°C to +85°C
Only for reflow soldering.


Continued on the following page. [↗](#)

● This data sheet is applied for CHIP INDUCTORS (CHIP COILS) used for General Electronics equipment for your design.

⚠ Note:

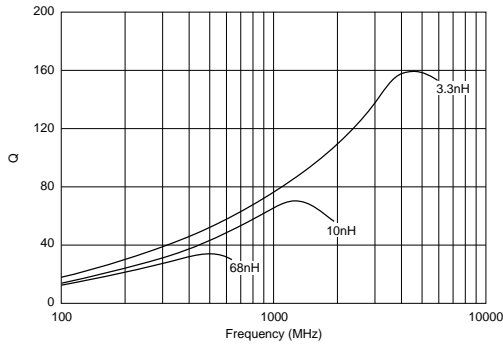
1. This datasheet is downloaded from the website of Murata Manufacturing Co., Ltd. Therefore, it's specifications are subject to change or our products in it may be discontinued without advance notice. Please check with our sales representatives or product engineers before ordering.
2. This datasheet has only typical specifications because there is no space for detailed specifications. Therefore, please approve our product specifications or transact the approval sheet for product specifications before ordering.

 Continued from the preceding page.

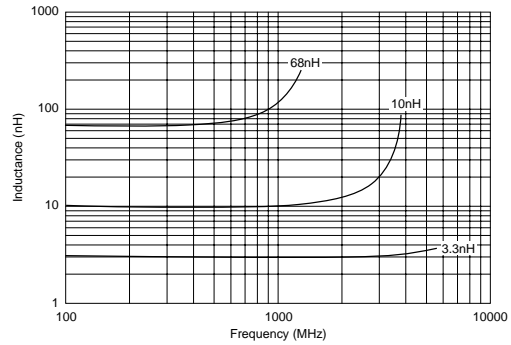
Part Number	Inductance	Test Frequency	Rated Current	Max. of DC resistance	Q (min.)	Test Frequency	Self Resonance Frequency (min.)
LQG18HNR10J00 	100nH±5%	100MHz	300mA	0.90ohm	12	100MHz	800MHz

Operating Temperature Range: -40°C to +85°C
Only for reflow soldering.

■ Q-Frequency Characteristics (Typ.)



■ Inductance-Frequency Characteristics (Typ.)



■ ⚠ Caution/Notice

⚠ Caution (Rating)

Do not use products beyond the rated current as this may create excessive heat.

Notice

Solderability of Tin plating termination chip might be deteriorated when low temperature soldering profile where peak solder temperature is below the Tin melting point is used. Please confirm the solderability of Tin plating termination chip before use.

● This data sheet is applied for CHIP INDUCTORS (CHIP COILS) used for General Electronics equipment for your design.

⚠ Note:

1. This datasheet is downloaded from the website of Murata Manufacturing co., Ltd. Therefore, it's specifications are subject to change or our products in it may be discontinued without advance notice. Please check with our sales representatives or product engineers before ordering.
2. This datasheet has only typical specifications because there is no space for detailed specifications. Therefore, please approve our product specifications or transact the approval sheet for product specifications before ordering.