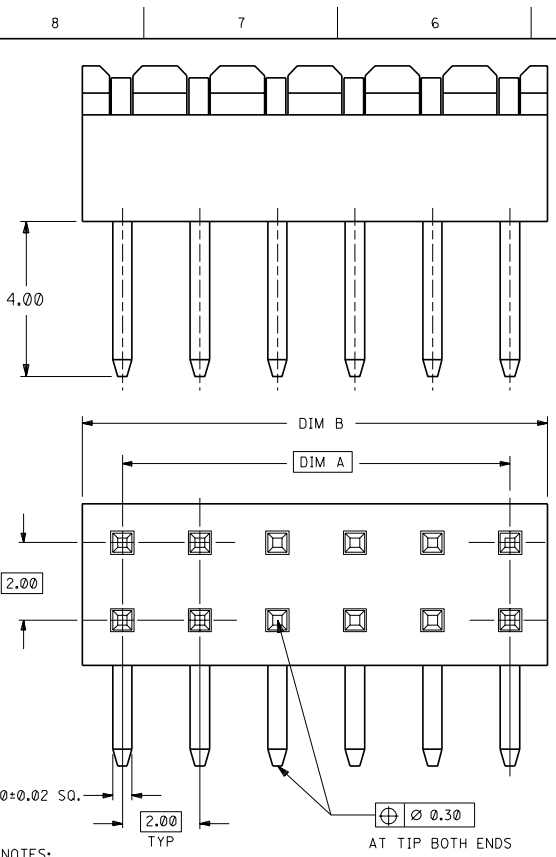
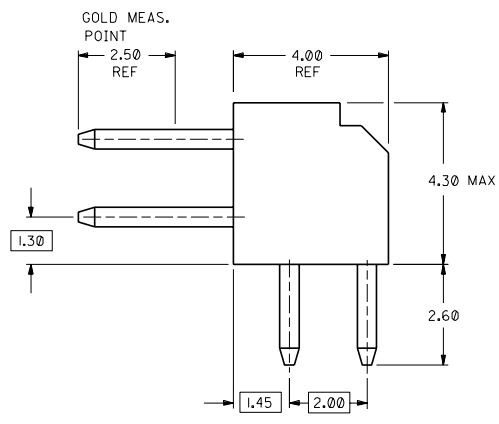
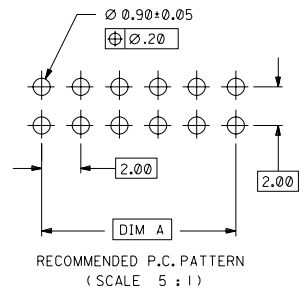


DWG. NO. SD 87049-16
 CAD FILE S8704916.DGN

DO NOT SCALE DRAWING



PART NO. LEGEND
 87049 - * * * *
 CKT SIZE
 PLATING
 16
 17 (SEE NOTE 2)



PART NUMBER	CKT SIZE	DIM A	DIM B
87049-04**	4	2.00	4.00
87049-06**	6	4.00	6.00
87049-08**	8	6.00	8.00
87049-10**	10	8.00	10.00
87049-12**	12	10.00	12.00
87049-14**	14	12.00	14.00
87049-16**	16	14.00	16.00
87049-18**	18	16.00	18.00
87049-20**	20	18.00	20.00
87049-22**	22	20.00	22.00
87049-24**	24	22.00	24.00
87049-26**	26	24.00	26.00
87049-28**	28	26.00	28.00
87049-30**	30	28.00	30.00
87049-32**	32	30.00	32.00
87049-34**	34	32.00	34.00
87049-36**	36	34.00	36.00
87049-38**	38	36.00	38.00
87049-40**	40	38.00	40.00
87049-42**	42	40.00	42.00
87049-44**	44	42.00	44.00
87049-46**	46	44.00	46.00
87049-48**	48	46.00	48.00
87049-50**	50	48.00	50.00

- NOTES:**
- 1) 12 CKT SIZE SHOWN FOR ILLUSTRATION ONLY. SEE CHART FOR AVAILABLE PART SIZES.
 - 2) PLATING FINISH :
 16 - 0.38um/15u" MIN. GOLD IN CONTACT AREA
 1.90um/75u" MIN. TIN/LEAD IN SOLDER TAIL AREA
 BOTH OVER 1.27um/50u" MIN. NICKEL OVERALL
 17 - 0.76um/30u" MIN. GOLD IN SELECTED AREA
 1.90um/75u" MIN. TIN/LEAD IN SOLDER TAIL AREA
 BOTH OVER 1.27um/50u" MIN. NICKEL OVERALL
 - 3) PRODUCT SPECIFICATION PS-87049 APPLIES.
 - 4) RECOMMENDED PC BOARD THICKNESS IS 1.60 ± 0.10mm.

				MATERIAL : HOUSING: 30% C.F. PCT, 94V-0 COLOR - BLACK PIN: 0.50mm SQ. PHOSPHOR BRONZE 5/0		MOLEX F.E.M.L. South SHEET OF	
D	REVISE PER ECN*	S2586	MAX	920609	FINISH : SEE NOTE 2	GENERAL TOLERANCES ± 0.20/008	
C	REVISE PER ECN*	S2210	MAX	911030		REV D	
B	RTM PER ECN*	S2099	MAX	910822		DWG. NO. SD 87049-16	
A	RTT PER ECN*	S1733	MAX	910628		TITLE : "MILLI-GRID" 2mm DUAL ROW RIGHT ANGLE HEADER	
LTR	REVISION RECORD	ECN	DR	CHK	DATE	DRAWN BY 910628 MAX LAI	CHK'D BY 910628 T.ALIYONG
REVISION RECORD						APPR'D BY 910629 R.WONG	SCALE 10 : 1