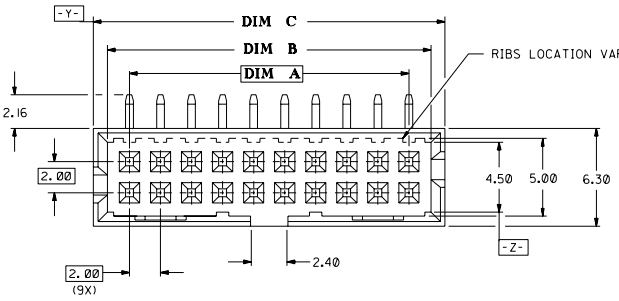

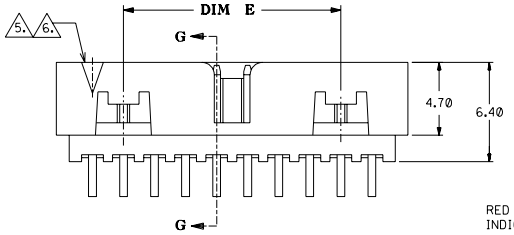

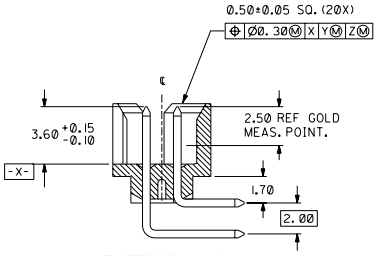

SECTION G-G

SCALE - 4 : 1

PART NO.	CKT SIZE	DIM A	DIM B	DIM C	DIM D	DIM E
87333-042•	4	2.00	4.85	6.65	5.00	——
87333-062•	6	4.00	6.85	8.65	7.00	——
87333-082•	8	6.00	8.85	10.65	9.00	——
87333-102•	10	8.00	10.85	12.65	11.00	——
87333-122•	12	10.00	12.85	14.65	13.00	——
87333-142•	14	12.00	14.85	16.65	15.00	8.00
87333-162•	16	14.00	16.85	18.65	17.00	10.00
87333-182•	18	16.00	18.85	20.65	19.00	12.00
87333-202•	20	18.00	20.85	22.65	21.00	14.00
87333-222•	22	20.00	22.85	24.65	23.00	16.00
87333-242•	24	22.00	24.85	26.65	25.00	18.00
87333-262•	26	24.00	26.85	28.65	27.00	20.00
87333-282•	28	26.00	28.85	30.65	29.00	22.00
87333-302•	30	28.00	30.85	32.65	31.00	24.00
87333-322•	32	30.00	32.85	34.65	33.00	26.00
87333-342•	34	32.00	34.85	36.65	35.00	28.00
87333-362•	36	34.00	36.85	38.65	37.00	30.00
87333-382•	38	36.00	38.85	40.65	39.00	32.00
87333-402•	40	38.00	40.85	42.65	41.00	34.00
87333-422•	42	40.00	42.85	44.65	43.00	36.00
87333-442•	44	42.00	44.85	46.65	45.00	38.00
87333-462•	46	44.00	46.85	48.65	47.00	40.00
87333-482•	48	46.00	48.85	50.65	49.00	42.00
87333-502•	50	48.00	50.85	52.65	51.00	44.00

PLS REFER TO PART 87333-••3• FOR CENTER LOCKING SLOT OPTION.

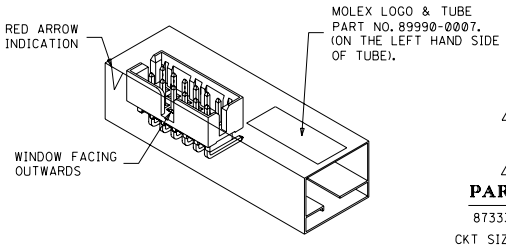

FIG. 1 : ORIENTATION OF PART IN TUBE.

(FOR THE REFERENCE OF PART/TUBE ASSEMBLY.)

NOTES:

1. FOR ILLUSTRATION PURPOSES, 20 CIRCUIT SIZE WAFER IS SHOWN
2. NO CENTRE POLARIZATION SLOT FOR CKT SIZE 4 AND 6.
3. PRODUCT SPECIFICATION PS-87331 APPLIES.
4. NO SIDE LOCKING SLOT FROM 4 TO 12 CKT SIZE.
5. CKT# IDENTIFICATION APPLIES ONLY TO CKT. SIZE 8 THROUGH 50 ONLY. CKT# IDENTIFICATION MAY OR MAY NOT BE PRESENT ON CKT. SIZE 4 & 6.
6. CKT 4 & 6 HAS NO IDENTIFICATION TAG

PART NUMBER LEGEND :

87333 - •• ••

CKT SIZE

PLATING OPTION

20 - 0.38um/15uin GOLD IN CONTACT AREA AND 1.90um/75uin MIN. TIN/LEAD IN SOLDER TAIL AREA OVER 1.27um/50uin MIN. NICKEL OVERALL.

21 - 0.76um/30uin GOLD IN CONTACT AREA AND 1.90um/75uin MIN. TIN/LEAD IN SOLDER TAIL AREA OVER 1.27um/50uin MIN. NICKEL OVERALL.

mm

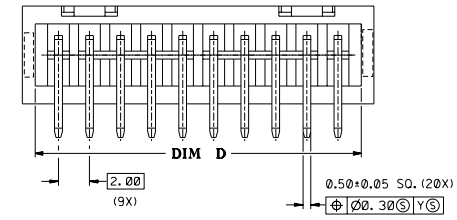

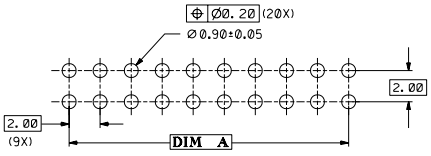

RECOMMENDED PCB PATTERN

LTR	REVISION RECORD	ECN	DR	CHK	DATE
B4	ADD NOTE 6 & SYMBOL (ECN# 2000-0078)	-	SEE		990810
B3	ADD FIG 1.	S60450	SEE	GMS	960326
B2	ADD NOTE 5 AT LOC (DB)	S60296	SEE	GMS	951201
B1	REVISE PER ECN#	S50078	JACK	S.O.	940818
B	REVISE PER ECN#	S40584	SEE	TOH	940803
A	REVISE PER ECN#	S30634	ANG	TOH	930507
1	PRE-REL PER ECN#	S30099	ANG	TOH	920612

REVISE ONLY ON CAD SYSTEM

MATERIAL :
HOUSING : 30% G.F. NYLON 46 UL94V-0 COLOR - BLACK
PIN : 0.50MM SQ. PHOSPHOR BRONZE

FINISH :
SEE ABOVE

DRAWN BY ANG GW 920612
CHK'D BY TOH SK 920914
APPR'D BY R WONG 920914
SCALE 4 : 1

MOLEX SINGAPORE PTE LTD
SHEET 1 OF 1

GENERAL TOLERANCES ± 0.20/.008
REV B4
DWG. NO.: SD187333-••20

TITLE : "MILLI-GRID" R/A SHROUDED HEADER W/SLOT, STANDOFF

DWG. NO. SD 87333-••20
CAD FILE S8733320.DGN
DO NOT SCALE DRAWING

THIS DRAWING CONTAINS INFORMATION THAT IS PROPRIETARY TO MOLEX (S) PTE LTD AND SHOULD NOT BE USED WITHOUT WRITTEN PERMISSION

Downloaded from Elcodis.com electronic components distributor