THIS DRAWING IS UNPUBLISHED. RELEASED FOR PUBLICATION .19 .
© COPYRIGHT 19 BY AMP INCORPORATED. ALL RIGHTS RESERVED.

LOC	DIST	REVISIONS			
CM	53	LTR	DESCRIPTION	DATE	DWN	APVD
		B	REV PER EC 051C-0041-99	15-NOV-99	JCB	WCC

1. MATERIAL: HOUSING - NYLON, UL94V-0 (COLOR - NATURAL, COLOR OF PARTS MAY VARY). CONTACTS - 0.25 THK COPPER ALOY.
2. CONTACT FINISH: 0.003 MIN THK TIN-LEAD OVER 0.00127 MIN THK NICKEL OVER ENTIRE CONTACT.
3. CONTACT FINISH: 0.00076 MIN THK GOLD PLATE ON PIN MATING SURFACE, 0.003 MIN THK TIN-LEAD PLATE ON SOLDER TAIL, ALL OVER 0.00127 MIN THK NICKEL BASE PLATE.
4. SOLDER TAIL MEETS AMP SOLDERABILITY SPECIFICATION 109-11-2.
5. MATES WITH SIMILARLY PLATED AMP-DUAC™ POWER CONNECTOR RECEPTACLE HOUSINGS/SOCKET CONTACTS.
6. RIBS ON FOUR CORNERS OPTIONAL.
7. AMP LOGO AND MATERIAL ID MAY BE LOCATED ON EITER LONG SIDE OF PART.
8. SIZE, SHAPE OR STYLE OF THIS FEATURE MAY VARY.

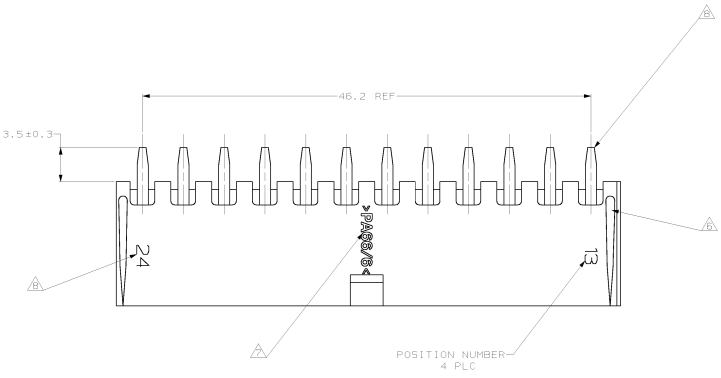

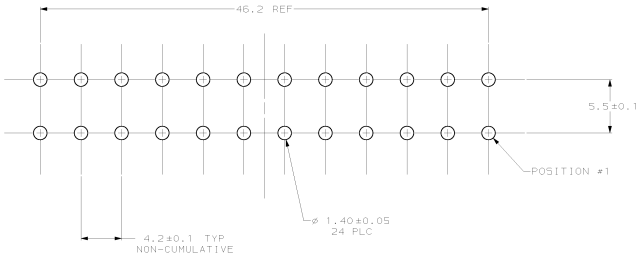

RECOMMENDED MOUNTING HOLE PATTERN
FOR 1.78 MAX THICK P.C. BOARD
COMPONENT SIDE SHOWN

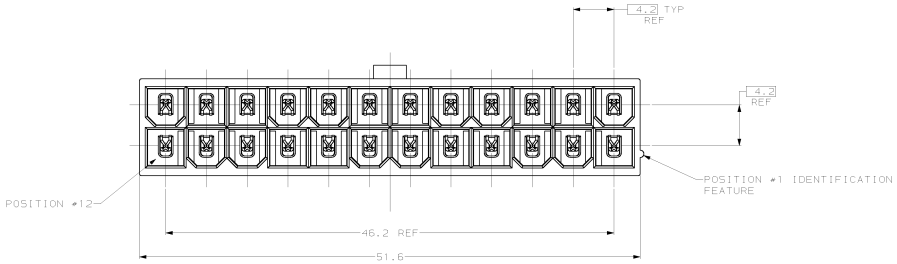

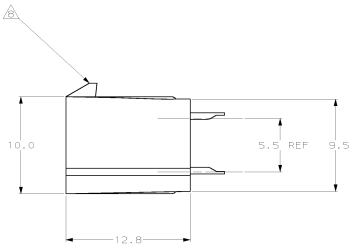

MATERIAL	FINISH	MATERIAL	COLOR	PART NO
1	3	1	1	794494-2
1	2	1	1	794494-1
CONTACT		HOUSING		

THIS DRAWING IS A CONTROLLED DOCUMENT.

DIMENSIONS: mm

TOLERANCES UNLESS OTHERWISE SPECIFIED:
0 PLC ±-
1 PLC ±0.2
2 PLC ±0.13
3 PLC ±-
4 PLC ±-
ANGLES ±0°30'

MATERIAL: SEE TABLE
FINISH: SEE TABLE

DWN R. VESTAL 6-11-98
CHK R. SWING 6-11-98
APVD C. CASH 6-11-98
PRODUCT SPEC 108-1699
APPLICATION SPEC –
WEIGHT –

AMP Incorporated
Harrisburg, PA 17105-3608

NAME: ASSEMBLY, HEADER, VERTICAL, 24 POSITION, W/DRAIN HOLES, 94V-0, AMP-DUAC™ POWER CONNECTOR

SIZE A1 | CAGE CODE 00779 | DRAWING NO C-794494 | RESTRICTED TO –

CUSTOMER DRAWING | SCALE 5:1 | SHEET 1 OF 1 | REV B

METRIC

AMP 4805 REV 27.XM95

15-NOV-99 12:19:35 amp13989 /home/amp13989/admmod

Downloaded from Elcodis.com electronic components distributor