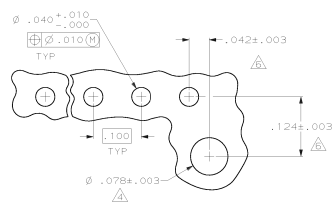
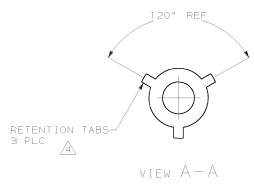
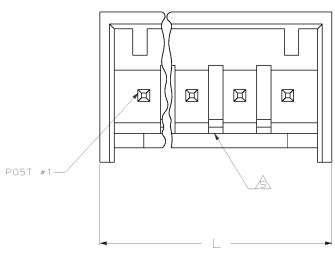
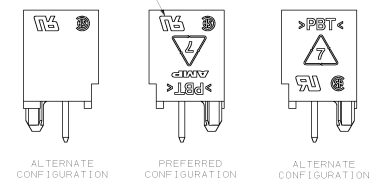
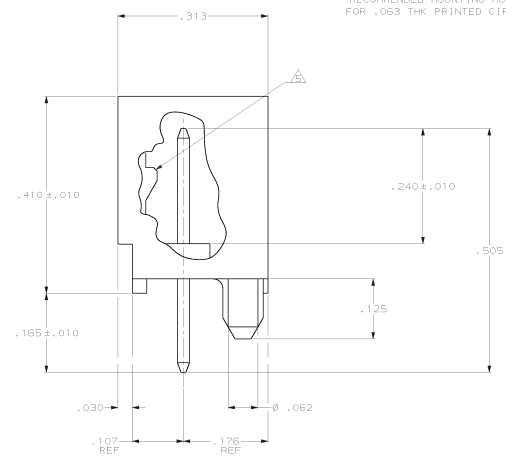
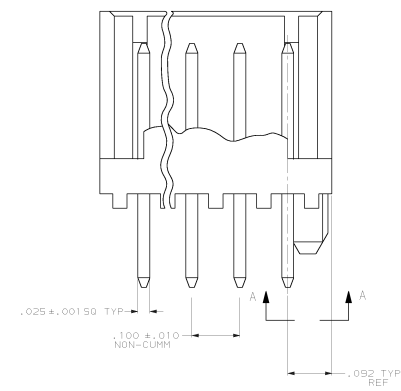


DRAWING MADE IN THIRD ANGLE PROJECTION  
 THIRD ANGLE PROJECTION  
 © COPYRIGHT 19 BY AMP INCORPORATED. ALL INTERNATIONAL RIGHTS RESERVED.

| REV | ISS | DATE | DESCRIPTION                 | DATE | APP |
|-----|-----|------|-----------------------------|------|-----|
| CM  | 54  | 1    | REVISED PER EC 0638-0018-01 |      |     |



- △ MATERIAL: HEADER- POLYESTER UL94V-0 (BLACK) POST- PH BRZ.
- △ SOLDER SIDE OF P.C. BOARD SHOWN.
- 3. PARTS COMPLY WITH AMP SOLDERABILITY SPEC 109-11-2.
- △ THE RETENTION TABS PROVIDE A ONE-TIME INTERFERENCE FIT IN THE .078 DIAMETER BOARD HOLE FOR HEADER ASSEMBLY RETENTION DURING SOLDERING.
- △ LATCH DETENT FEATURE OCCURS 2 PLACES ON EACH END (MAXIMUM OF FOUR PER PART) FOR 2 THRU 5 CIRCUIT HEADERS. LATCH FEATURE OCCURS BETWEEN EACH CIRCUIT.
- △ COORDINATE DIMENSION APPLIES FROM CENTER OF ACTUAL FEATURE.
- △ POST, MATTE TIN PLATED, .000150-.000350 THICK.
- △ UL AND CSA LOGO WILL APPEAR IN THIS AREA. AMP LOGO MAY APPEAR IN THIS AREA OR ON BOTTOM OF PART.



POSSIBLE MARKING CONFIGURATIONS  
 SCALE 5:1

**OBsolete**

|      |      |                 |                 |
|------|------|-----------------|-----------------|
| .284 | 7.21 | 2               | 647043-2        |
| IN   | MM   | NO OF POSITIONS | PART NUMBER     |
| L    |      |                 | HEADER ASSEMBLY |

|         | IN     | MM   | IN    | MM |
|---------|--------|------|-------|----|
| .063    | 1.60   | -    | -     |    |
| .062    | 1.57   | .505 | 12.83 |    |
| .042    | 1.07   | .410 | 10.41 |    |
| .040    | 1.02   | .313 | 7.95  |    |
| .030    | 0.76   | .240 | 6.10  |    |
| .025    | 0.64   | .176 | 4.47  |    |
| .010    | 0.25   | .165 | 4.19  |    |
| .009    | 0.19   | .125 | 3.18  |    |
| .003    | 0.08   | .124 | 3.15  |    |
| .001    | 0.03   | .107 | 2.72  |    |
| .000350 | .00883 | .100 | 2.54  |    |
| .000150 | .00381 | .092 | 2.34  |    |
| .000    | 0.00   | .078 | 1.98  |    |
| IN      | MM     | IN   | MM    |    |

**METRIC**

|  |                      |  |
|--|----------------------|--|
| DO NOT SCALE PRINT, UNLESS SPECIFIED DIMENSIONS IN MM (INCHES) POLYESTER (M) 3 P.C. DEC # .005 MILES # 1 | DR B. LEAS 9-05-96   | AMP AMP INCORPORATED NORTH BRIDGE, PA. 17165   |
|  | CHR G. SHIM 9-05-96  |  |
| MATERIAL   | APFD 9-05-96 E-10485 | NARE MTA-100 SHROUDED HEADER ASSEMBLY, FRICTION LOCK, STRAIGHT POST, TIN PLATED, SPECIAL |
| FINISH   | APPLICATION SPEC     | SIZE D   |
| RETURN   |                      | LABE CODE 00779  |
|  |                      | DRAWING NO 647043  |
|  |                      | SCALE 10:1   |
|  |                      | SHEET 1 OF 1   |

CUSTOMER DRAWING