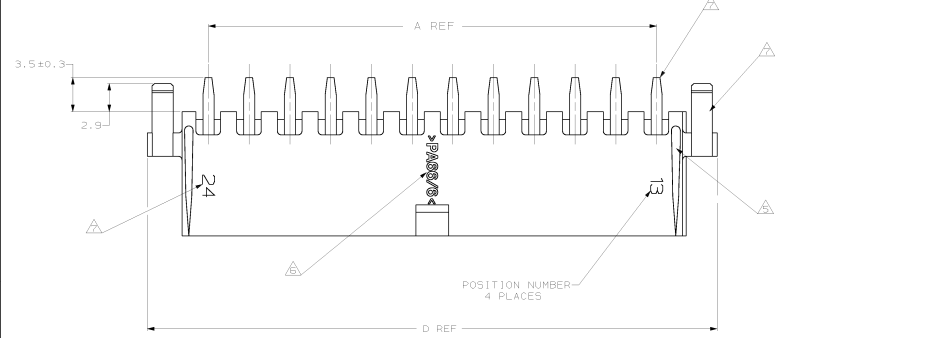
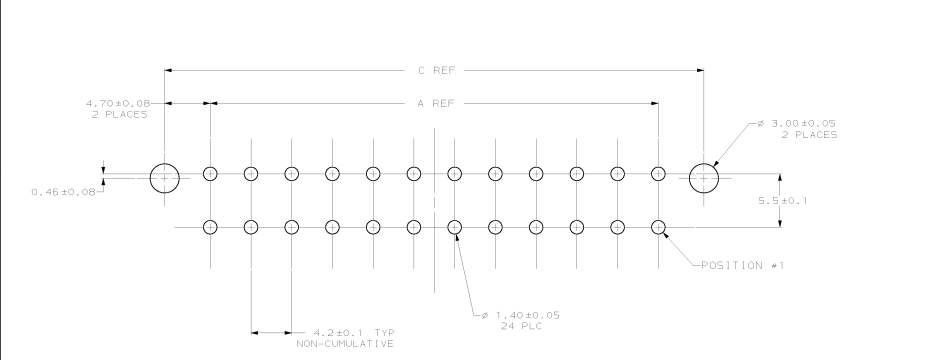
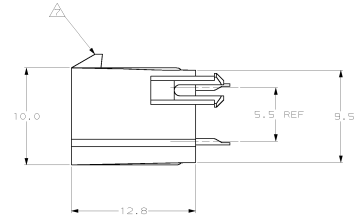
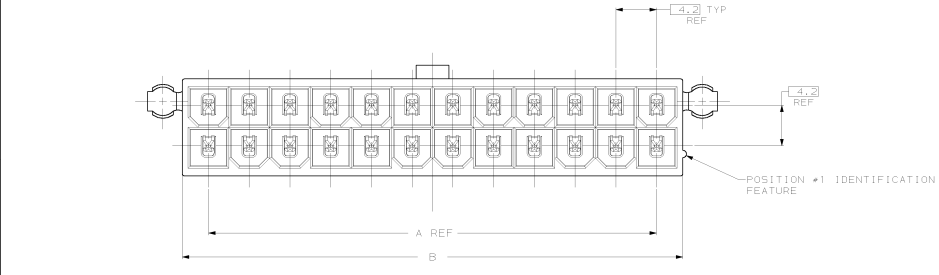


REV		DESCRIPTION		DATE	BY	CHKD
53	1	CM	RELEASED PER NPR 99-	12/04/98	AH	CC



- △ MATERIAL: HOUSING - NYLON, UL94V-0 (COLOR - WHITE, COLOR OF PARTS MAY VARY).
CONTACTS - 0.25 THK COPPER ALLOY.
- △ CONTACT FINISH: 0.003 MIN THK TIN-LEAD OVER 0.00127 MIN THK NICKEL OVER ENTIRE CONTACT.
- 3. SOLDER TAIL MEETS AMP SOLDERABILITY SPECIFICATION 109-11-2.
- 4. MATES WITH SIMILARLY PLATED AMP-DUAC™ POWER CONNECTOR RECEPTACLE HOUSINGS/SOCKET CONTACTS.
- △ RIBS ON FOUR CORNERS OPTIONAL.
- △ AMP LOGO AND MATERIAL ID MAY BE LOCATED ON EITHER LONG SIDE OF PART.
- △ SIZE, SHAPE OR STYLE OF THIS FEATURE MAY VARY.



RECOMMENDED MOUNTING HOLE PATTERN
 FOR 1.78 MAX THICK P.C. BOARD
 COMPONENT SIDE SHOWN

D	C	B	A	NO. OF POSITIONS	PART NO
58.8	55.6	51.6	46.2	24	2-794666-4
54.6	51.4	47.4	42.0	22	2-794666-2
50.4	47.2	43.2	37.8	20	2-794666-0
46.2	43.0	39.0	33.6	18	1-794666-8
42.0	38.8	34.8	29.4	16	1-794666-6
37.8	34.6	30.6	25.2	14	1-794666-4
33.6	30.4	26.4	21.0	12	1-794666-2
29.4	26.2	22.2	16.8	10	1-794666-0
25.2	22.0	18.0	12.6	8	794666-8
21.0	17.8	13.8	8.4	6	794666-6
16.8	13.6	9.6	4.2	4	794666-4
12.6	9.4	5.4	0.0	2	794666-2

THIS DRAWING IS A CONTROLLED DOCUMENT. DATE 12/04/98 BY SP-10/BJD/STW

REVISED PER: 12/04/98

AMP Incorporated
 Harrisburg, PA 17105-8608

ASSEMBLY, HEADER, VERTICAL,
 TIN-LEAD PLATED, WIPES, W/O DRAIN HOLES,
 24-POS AMP-DUAC™ POWER CONNECTOR

108-1699
 100% INSPECTION REQUIRED

AMP 794666

DATE: 12/04/98

DESIGNER: [Signature]

