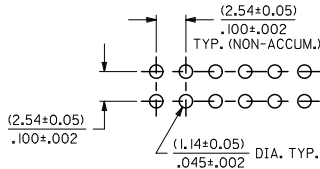
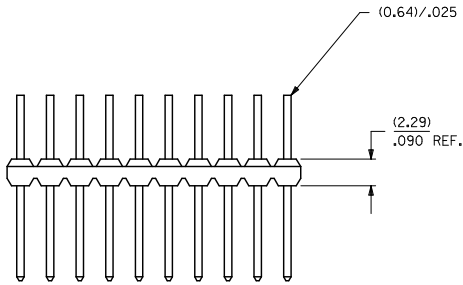
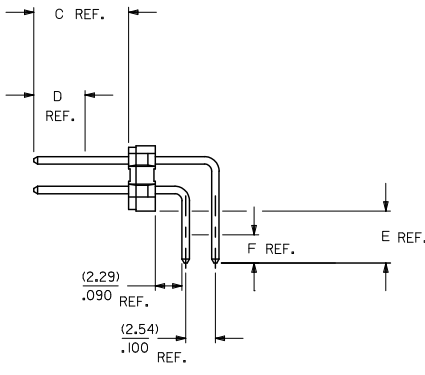
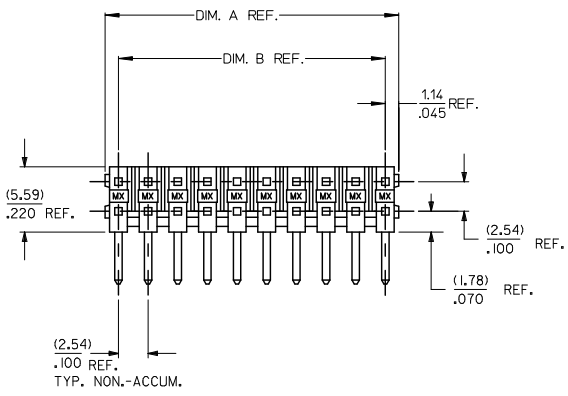


13 12 11 10 9 8 7 6 5 4 3 2 1



RECOMMENDED P.C. BOARD HOLE LAYOUT

CKT. SIZE	DIM. A		DIM. B	
	MM	INCH	MM	INCH
04	4.83	.190	2.54	.100
06	7.37	.290	5.08	.200
08	9.91	.390	7.62	.300
10	12.45	.490	10.16	.400
12	14.99	.590	12.70	.500
14	17.53	.690	15.24	.600
16	20.07	.790	17.78	.700
18	22.61	.890	20.32	.800
20	25.15	.990	22.86	.900
22	27.69	1.090	25.40	1.000
24	30.23	1.190	27.94	1.100
26	32.77	1.290	30.48	1.200
28	35.31	1.390	33.02	1.300
30	37.85	1.490	35.56	1.400



- NOTES:
- MATERIAL: WAFER - GLASS FILLED, POLYESTER, 94V-0, COLOR: BLACK. PINS - COPPER ALLOY
  - FINISH:
    - TIN - 0.00381/0.00150 MINIMUM TIN OVER 0.00127/0.00050 MINIMUM NICKEL OVERALL.
    - 15 GOLD - 0.00038/0.00015 MINIMUM GOLD PLATE IN SELECTED AREA AND 0.00191/0.00075 MINIMUM TIN IN SELECTED AREA OVER 0.00127/0.00050 MINIMUM NICKEL OVERALL.
    - 30 GOLD - 0.00076/0.00030 MINIMUM GOLD PLATE IN SELECTED AREA AND 0.00191/0.00075 MINIMUM TIN IN SELECTED AREA OVER 0.00121/0.00050 MINIMUM NICKEL OVERALL.
  - PRODUCT SPECIFICATION: PS-70216.
  - PACKAGING SPECIFICATION: FOR 4 THROUGH 8 CIRCUIT PARTS US PK-70873-0353. FOR 10 CIRCUITS AND OVER USE PK-70873-0075.
  - PIN PUSHOUT FORCE: 4 LBS. MINIMUM.
  - FOR ILLUSTRATION PURPOSES, 20 (DUAL 10) CIRCUIT SIZE WAFER IS SHOWN.
  - PINS MUST MEET SOLDERABILITY SPEC. NO. 152.
  - WAFER TO BE FLAT WITHIN (0.03 MM/CM) OR .003 IN./IN.
  - FOR ASSEMBLIES WITH VOIDED PINS, CONTACT MOLEX SALES REPRESENTATIVE.
  - THIS PART CONFORMS TO CLASS B REQUIREMENTS OF COSMETIC SPECIFICATION PS-45499-002.

MOIDEX PIN MATERIAL EC NO. UCP201-0305 DRWNS IBARRA 20/10/08/25 CHK:DMORGAN 20/10/08/25 APPR:SHILLER	QUALITY SYMBOLS ∇=0 ∇=0 ∇=0	GENERAL TOLERANCES (UNLESS SPECIFIED)		DIMENSION STYLE	SCALE	DESIGN UNITS	THIRD ANGLE PROJECTION	
		mm	INCH	MM/IN	4:1	INCH		
		4 PLACES ±.005 ±.005		DRAWN BY	DATE	TITLE		
		3 PLACES ±.005 ±.005		RCB	1994/05/18	RT. ANG. WAFER ASS'Y 2.54/.100 GRID, DUAL ROW BREAKAWAY 0.64/.025 PINS		
2 PLACES ±0.13 ±.01		RCB	1994/05/18	APPROVED BY	DATE			
1 PLACE ±0.25 ±.005		SMILLER	2010/10/06	MOLEX INCORPORATED				
ANGULAR ±1/2°		DRAFT WHERE APPLICABLE MUST REMAIN WITHIN DIMENSIONS		SEE TABLE	SD-70216-001		SHEET NO. 1 OF 4	
				THIS DRAWING CONTAINS INFORMATION THAT IS PROPRIETARY TO MOLEX INCORPORATED AND SHOULD NOT BE USED WITHOUT WRITTEN PERMISSION				


12 11 10 9 8 7 6 5 4 3 2 1

ENG. NO: A-70216-0079/0092			ENG. NO: A-70216-0118/0131			ENG. NO: A-70216-0235/0248		
DIM. C		(6.10)/.240	DIM. C		(8.13)/.320	DIM. C		(6.10)/.240
DIM. E (REF.)		(2.79)/.110	DIM. E (REF.)		(2.79)/.110	DIM. E (REF.)		(2.79)/.110
FINISH		TIN	FINISH		TIN	FINISH		15 GOLD
CONNECTOR END PLATING		TIN	CONNECTOR END PLATING		TIN	CONNECTOR END PLATING		GOLD
DIM. D (MEASURE PT.)		(2.54)/.100	DIM. D (MEASURE PT.)		(4.57)/.180	DIM. D (MEASURE PT.)		(2.54)/.100
P.C. BOARD END PLATING		TIN	P.C. BOARD END PLATING		TIN	P.C. BOARD END PLATING		TIN
DIM. F (MEASURE PT.)		(1.27)/.050	DIM. F (MEASURE PT.)		(1.27)/.050	DIM. F (MEASURE PT.)		(1.27)/.050
PACKAGING		SEE NOTE 4 ON SHT. 1	PACKAGING		SEE NOTE 4 ON SHT. 1	PACKAGING		SEE NOTE 4 ON SHT. 1
CKTS	EDP NUMBER	ENG. NUMBER	CKTS	EDP NUMBER	ENG. NUMBER	CKTS	EDP NUMBER	ENG. NUMBER
04	10-88-3041	A-70216-0079	04	10-88-3042	A-70216-0118	04	10-89-4042	A-70216-0235
06	10-88-3061	A-70216-0080	06	10-88-3062	A-70216-0119	06	10-89-4062	A-70216-0236
08	10-88-3081	A-70216-0081	08	10-88-3082	A-70216-0120	08	10-89-4082	A-70216-0237
10	10-88-3101	A-70216-0082	10	10-88-3102	A-70216-0121	10	10-89-4102	A-70216-0238
12	10-88-3121	A-70216-0083	12	10-88-3122	A-70216-0122	12	10-89-4122	A-70216-0239
14	10-88-3141	A-70216-0084	14	10-88-3142	A-70216-0123	14	10-89-4142	A-70216-0240
16	10-88-3161	A-70216-0085	16	10-88-3162	A-70216-0124	16	10-89-4162	A-70216-0241
18	10-88-3181	A-70216-0086	18	10-88-3182	A-70216-0125	18	10-89-4182	A-70216-0242
20	10-88-3201	A-70216-0087	20	10-88-3202	A-70216-0126	20	10-89-4202	A-70216-0243
22	10-88-3221	A-70216-0088	22	10-88-3222	A-70216-0127	22	10-89-4222	A-70216-0244
24	10-88-3241	A-70216-0089	24	10-88-3242	A-70216-0128	24	10-89-4242	A-70216-0245
26	10-88-3261	A-70216-0090	26	10-88-3262	A-70216-0129	26	10-89-4262	A-70216-0246
28	10-88-3281	A-70216-0091	28	10-88-3282	A-70216-0130	28	10-89-4282	A-70216-0247
30	10-88-3301	A-70216-0092	30	10-88-3302	A-70216-0131	30	10-89-4302	A-70216-0248

REV: <b>A1</b>	ECR/ECN INFORMATION	TITLE: RT. ANG. WAFER ASS'Y 2.54/.100 GRID, DUAL ROW BREAKAWAY 0.64/.025 PINS	SHEET No. <b>- 2 -</b>
	EC No: <b>UCP2007-1509</b>		
	DATE: <b>2006-12-18</b>		
DOCUMENT NUMBER: <b>SD-70216-001</b>	CREATED / REVISED BY: <b>PRIDDER</b>	CHECKED BY: <b>ADERR</b>	APPROVED BY: <b>FSMITH</b>

ENG. NO: A-70216-0274/0287			ENG. NO: A-70216-0391/0404			ENG. NO: A-70216-0430/0443		
DIM. C		(8.13)/.320	DIM. C		(6.10)/.240	DIM. C		(8.13)/.320
DIM. E (REF.)		(2.79)/.110	DIM. E (REF.)		(2.79)/.110	DIM. E (REF.)		(2.79)/.110
FINISH		15 GOLD	FINISH		30 GOLD	FINISH		30 GOLD
CONNECTOR END PLATING		GOLD	CONNECTOR END PLATING		GOLD	CONNECTOR END PLATING		GOLD
DIM. D (MEASURE PT.)		(4.57)/.180	DIM. D (MEASURE PT.)		(2.54)/.100	DIM. D (MEASURE PT.)		(4.57)/.180
P.C. BOARD END PLATING		TIN	P.C. BOARD END PLATING		TIN	P.C. BOARD END PLATING		TIN
DIM. F (MEASURE PT.)		(1.27)/.050	DIM. F (MEASURE PT.)		(1.27)/.050	DIM. F (MEASURE PT.)		(1.27)/.050
PACKAGING		SEE NOTE 4 ON SHT. 1	PACKAGING		SEE NOTE 4 ON SHT. 1	PACKAGING		SEE NOTE 4 ON SHT. 1
CKTS	EDP NUMBER	ENG. NUMBER	CKTS	EDP NUMBER	ENG. NUMBER	CKTS	EDP NUMBER	ENG. NUMBER
04	10-89-4043	A-70216-0274	04	10-89-4046	A-70216-0391	04	10-89-4047	A-70216-0430
06	10-89-4063	A-70216-0275	06	10-89-4066	A-70216-0392	06	10-89-4067	A-70216-0431
08	10-89-4083	A-70216-0276	08	10-89-4086	A-70216-0393	08	10-89-4087	A-70216-0432
10	10-89-4103	A-70216-0277	10	10-89-4106	A-70216-0394	10	10-89-4107	A-70216-0433
12	10-89-4123	A-70216-0278	12	10-89-4126	A-70216-0395	12	10-89-4127	A-70216-0434
14	10-89-4143	A-70216-0279	14	10-89-4146	A-70216-0396	14	10-89-4147	A-70216-0435
16	10-89-4163	A-70216-0280	16	10-89-4166	A-70216-0397	16	10-89-4167	A-70216-0436
18	10-89-4183	A-70216-0281	18	10-89-4186	A-70216-0398	18	10-89-4187	A-70216-0437
20	10-89-4203	A-70216-0282	20	10-89-4206	A-70216-0399	20	10-89-4207	A-70216-0438
22	10-89-4223	A-70216-0283	22	10-89-4226	A-70216-0400	22	10-89-4227	A-70216-0439
24	10-89-4243	A-70216-0284	24	10-89-4246	A-70216-0401	24	10-89-4247	A-70216-0440
26	10-89-4263	A-70216-0285	26	10-89-4266	A-70216-0402	26	10-89-4267	A-70216-0441
28	10-89-4283	A-70216-0286	28	10-89-4286	A-70216-0403	28	10-89-4287	A-70216-0442
30	10-89-4303	A-70216-0287	30	10-89-4306	A-70216-0404	30	10-89-4307	A-70216-0443

REV: <b>A1</b>	ECR/ECN INFORMATION	TITLE: RT. ANG. WAFER ASS'Y 2.54/.100 GRID, DUAL ROW BREAKAWAY 0.64/.025 PINS	SHEET No. <b>- 3 -</b>
	EC No: <b>UCP2007-1509</b>		
	DATE: <b>2006-12-18</b>		
DOCUMENT NUMBER: <b>SD-70216-001</b>	CREATED / REVISED BY: <b>PRIDDER</b>	CHECKED BY: <b>ADERR</b>	APPROVED BY: <b>FSMITH</b>



ENG. NO: A-70216-0313/0326			ENG. NO: A-70216-			ENG. NO: A-70216-		
DIM. C	(6.10)/.240		DIM. C			DIM. C		
DIM. E (REF.)	(4.19)/.165		DIM. E (REF.)			DIM. E (REF.)		
FINISH	15 GOLD		FINISH			FINISH		
CONNECTOR END PLATING	GOLD		CONNECTOR END PLATING			CONNECTOR END PLATING		
DIM. D (MEASURE PT.)	(4.57)/.180		DIM. D (MEASURE PT.)			DIM. D (MEASURE PT.)		
P.C. BOARD END PLATING	TIN		P.C. BOARD END PLATING			P.C. BOARD END PLATING		
DIM. F (MEASURE PT.)	(1.27)/.050		DIM. F (MEASURE PT.)			DIM. F (MEASURE PT.)		
PACKAGING	SEE NOTE 4 ON SHT. 1		PACKAGING			PACKAGING		
CKTS	EDP NUMBER	ENG. NUMBER	CKTS	EDP NUMBER	ENG. NUMBER	CKTS	EDP NUMBER	ENG. NUMBER
04			04			04		
06			06			06		
08			08			08		
10			10			10		
12			12			12		
14			14			14		
16			16			16		
18			18			18		
20			20			20		
22			22			22		
24			24			24		
26			26			26		
28			28			28		
30	50-34-8535	A-70216-0326	30			30		



<b>REV:</b> <b>A1</b>	<b>ECR/ECN INFORMATION</b>		<b>TITLE:</b> RT. ANG. WAFER ASS'Y 2.54/.100 GRID, DUAL ROW BREAKAWAY 0.64/.025 PINS	<b>SHEET No.</b> <b>- 4 -</b>
	<b>EC No:</b>	<b>UCP2007-1509</b>		
	<b>DATE:</b>	<b>2006-12-18</b>		
<b>DOCUMENT NUMBER:</b> <b>SD-70216-001</b>	<b>CREATED / REVISED BY:</b> <b>PRIDDER</b>	<b>CHECKED BY:</b> <b>ADERR</b>	<b>APPROVED BY:</b> <b>FSMITH</b>	