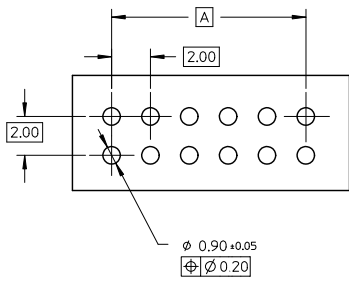
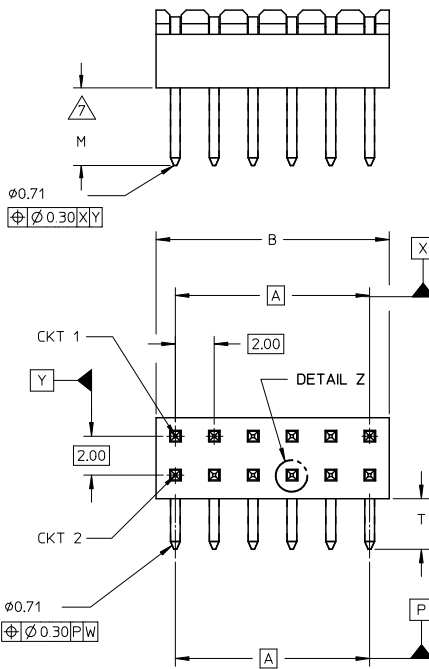
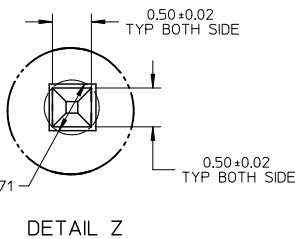
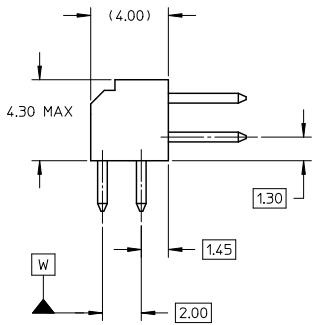


10 9 8 7 6 5 4 3 2 1



RECOMMENDED PCB LAYOUT



NOTES:

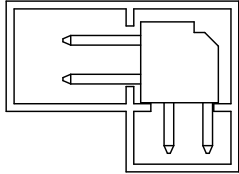
1. MATERIAL:
 - HSG: PCT, 30% GLASS FILLED, JUL 94V-0, COLOUR BLACK.
 - PIN: 0.50MM SQ PHOSPHOR BRONZE 510
- △ PLATING:
 - ***6 - 0.38um MIN GOLD IN CONTACT AREA, 1.90um MIN TIN IN SOLDER TAIL AREA, BOTH OVER 1.27um MIN NICKEL OVERALL
 - ***7 - 0.76um MIN GOLD IN CONTACT AREA, 1.90um MIN TIN IN SOLDER TAIL AREA, BOTH OVER 1.27um MIN NICKEL OVERALL
 - ***8 - 2.54um MIN TIN OVER 1.27um MIN NICKEL OVERALL
3. 12 CKT USED FOR ILLUSTRATION ONLY
4. PART TO BE PACKED IN POCKET TRAY/TUBE (SEE TABLE).
5. PRODUCT SPEC PS-87761-100 APPLIES.
6. RECOMMENDED PCB BOARD THK 1.60±0.10 MM.
- △ MATING LENGTH:
 - 1 - 4.00MM
 - 2 - 3.50MM
 - 3 - 3.06MM
 - 4 - 5.75MM
- △ PART NUMBERS THAT ARE UNAVAILABLE IN THIS SD:
 - 87760-0646, 87760-1046, 87760-1446, 87760-2446, 87760-4046.
 - (REFER TO SD-87760-133 FOR THESE PART NUMBERS)

LEGEND:



ADD NOTE 8. EEC NO: S2011-0568 DRWNSKANG CHYKATSEE APPR: MLONG 2011/01/04 2011/01/24 2011/01/25 A13	QUALITY SYMBOLS	GENERAL TOLERANCES (UNLESS SPECIFIED)	DIMENSION STYLE	SCALE	DESIGN UNITS	THIRD ANGLE PROJECTION
	▽=0	mm INCH	MM ONLY	NTS	METRIC	
	▽=0	4 PLACES ± --- ± ---	DRAWN BY DATE	TITLE		
	▽=0	3 PLACES ± --- ± ---	KSEE 2003/10/15	MGRID, 2MM DUAL ROW HDR. R/A		
	2 PLACES ± 0.2 ± ---	CHECKED BY DATE	MATERIAL NO. DOCUMENT NO. SHEET NO.			
	1 PLACE ± --- ± ---	KCL ING 2003/12/02	SEE TABLE SD-87760-109 1 OF 3			
	ANGULAR ± 3°	APPROVED BY DATE	THIS DRAWING CONTAINS INFORMATION THAT IS PROPRIETARY TO MOLEX INCORPORATED AND SHOULD NOT BE USED WITHOUT WRITTEN PERMISSION			
	DRAFT WHERE APPLICABLE MUST REMAIN WITHIN DIMENSIONS	SKTOH 2003/12/11				

9 8 7 6 5 4 3 2 1

	10	9	8	7	6	5	4	3	2	1
	PART NUMBER	VOID PIN LOCATION	CKT SIZE	A	B	M	T	PACKAGING TYPE		
F	87760-04**	-	04	2.00	4.00	REFER TO NOTE \triangle 7	2.60	TRAY	 <p>PART IN TUBE</p>	
	87760-06** \triangle 8	-	06	4.00	6.00					
	87760-08**	-	08	6.00	8.00					
	87760-10** \triangle 8	-	10	8.00	10.00					
	87760-12** \triangle 8	-	12	10.00	12.00					
	87760-14** \triangle 8	-	14	12.00	14.00					
E	87760-16**	-	16	14.00	16.00					
	87760-18**	-	18	16.00	18.00					
	87760-20**	-	20	18.00	20.00					
	87760-22**	-	22	20.00	22.00					
	87760-24** \triangle 8	-	24	22.00	24.00					
	87760-26**	-	26	24.00	26.00					
D	87760-28**	-	28	26.00	28.00					
	87760-30**	-	30	28.00	30.00					
	87760-32**	-	32	30.00	32.00					
	87760-34**	-	34	32.00	34.00					
	87760-36**	-	36	34.00	36.00					
	87760-38**	-	38	36.00	38.00					
C	87760-40** \triangle 8	-	40	38.00	40.00					
	87760-42**	-	42	40.00	42.00					
	87760-44**	-	44	42.00	44.00					
	87760-46**	-	46	44.00	46.00					
	87760-48**	-	48	46.00	48.00					
	87760-50**	-	50	48.00	50.00					
	87760-5116	5, 6 & 26	50	48.00	50.00					
B	87760-5248	-	28	26.00	28.00	TUBE				

ADD NOTE 8. EEC NO: S2011-0568 2011/01/04 DRWNSKANG 2011/01/24 CHYKATASEE APPR:HLONG 2011/01/25	QUALITY SYMBOLS $\nabla=0$ $\nabla=0$ $\nabla=0$	GENERAL TOLERANCES (UNLESS SPECIFIED)		DIMENSION STYLE MM ONLY		SCALE NTS	DESIGN UNITS METRIC	THIRD ANGLE PROJECTION																
		<table border="1"> <tr> <th></th> <th>mm</th> <th>INCH</th> </tr> <tr> <td>4 PLACES</td> <td>± ---</td> <td>± ---</td> </tr> <tr> <td>3 PLACES</td> <td>± ---</td> <td>± ---</td> </tr> <tr> <td>2 PLACES</td> <td>± 0.2</td> <td>± ---</td> </tr> <tr> <td>1 PLACE</td> <td>± ---</td> <td>± ---</td> </tr> </table>			mm	INCH	4 PLACES	± ---	± ---	3 PLACES	± ---	± ---	2 PLACES	± 0.2	± ---	1 PLACE	± ---	± ---	DRAWN BY: KSEE DATE: 2003/10/15 CHECKED BY: KCL ING DATE: 2003/12/02 APPROVED BY: SKTOH DATE: 2003/12/11		TITLE: MGRID, 2MM DUAL ROW HDR. R/A			
			mm	INCH																				
		4 PLACES	± ---	± ---																				
3 PLACES	± ---	± ---																						
2 PLACES	± 0.2	± ---																						
1 PLACE	± ---	± ---																						
ANGULAR ± 3° DRAFT WHERE APPLICABLE MUST REMAIN WITHIN DIMENSIONS		MATERIAL NO. SEE TABLE		DOCUMENT NO. SD-87760-109		SHEET NO. 2 OF 3		MOLEX INCORPORATED																
THIS DRAWING CONTAINS INFORMATION THAT IS PROPRIETARY TO MOLEX INCORPORATED AND SHOULD NOT BE USED WITHOUT WRITTEN PERMISSION																								

10	9	8	7	6	5	4	3	2	1
PART NUMBER	VOID PIN LOCATION	CKT SIZE	A	B	M	T	PACKAGING TYPE		
87760-531*	-	24	22.00	24.00	REFER TO NOTE 7	1.50	TRAY		

ADD NOTE 8. EC NO: S2011-0568 DRAWNSKANG 2011/01/04 CHYKATSEE 2011/01/24 APPR:MLONG 2011/01/25 A13	QUALITY SYMBOLS	GENERAL TOLERANCES (UNLESS SPECIFIED)	DIMENSION STYLE MM ONLY	SCALE NTS	DESIGN UNITS METRIC	THIRD ANGLE PROJECTION
	▽=0	4 PLACES ± --- ± ---	DRAWN BY DATE KSEE 2003/10/15	TITLE MGRID, 2MM DUAL ROW HDR. R/A		
	▽=0	3 PLACES ± --- ± ---	CHECKED BY DATE KCL ING 2003/12/02	MOLEX INCORPORATED		
	▽=0	2 PLACES ± 0.2 ± ---	APPROVED BY DATE SKTOH 2003/12/11	MATERIAL NO. SEE TABLE	DOCUMENT NO. SD-87760-109	SHEET NO. 3 OF 3
		1 PLACE ± --- ± ---	THIS DRAWING CONTAINS INFORMATION THAT IS PROPRIETARY TO MOLEX INCORPORATED AND SHOULD NOT BE USED WITHOUT WRITTEN PERMISSION			
		ANGULAR ± 3 °				
		DRAFT WHERE APPLICABLE MUST REMAIN WITHIN DIMENSIONS				

tb_frame_A3_P_AM_T Rev. F 2009/06/18	9	8	7	6	5	4	3	2	1
---	---	---	---	---	---	---	---	---	---