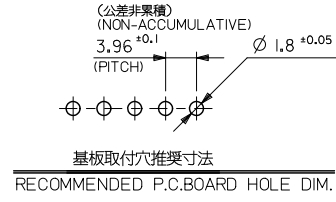
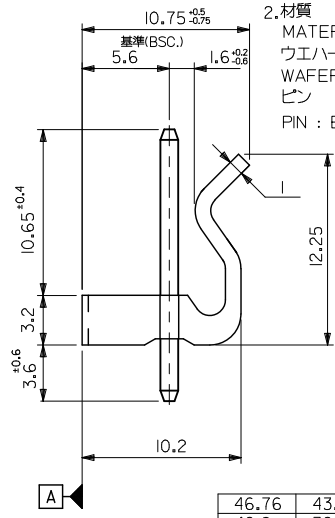
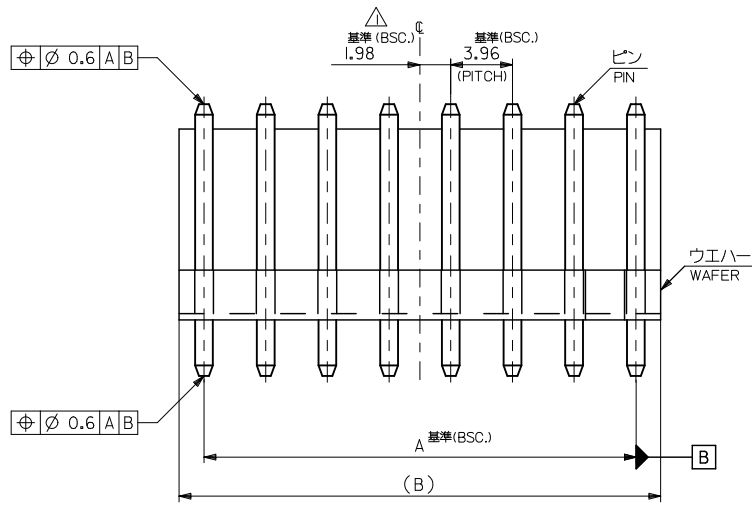


10 9 8 7 6 5 4 3 2 1

注記
NOTES

△全極数が偶数の場合のみ適用。
TO BE APPLIED ONLY WHEN ALLCKTS ARE EVEN.

2.材質
MATERIAL
ウエハー : 66ナイロン, UL-94V-2
WAFFER : 66NYLON, UL-94V-2
ピン : 黄銅, 銅下地鍍メッキ (□1.14X17.45)
PIN : BRASS, TIN OVER COPPER PLATING (□1.14X17.45)



46.76	43.56	09-65-2128	5273-12A	12
42.8	39.6	-2118	-11A	11
38.84	35.64	-2108	-10A	10
34.88	31.68	-2098	-09A	9
30.92	27.72	-2088	-08A	8
26.96	23.76	-2078	-07A	7
23	19.8	-2068	-06A	6
19.04	15.84	-2058	-05A	5
15.08	11.88	-2048	-04A	4
11.12	7.92	-2038	-03A	3
7.16	3.96	09-65-2028	5273-02A	2
B	A	オーダー番号 (EDP NO.) ORDER NO. (EDP NO.)	ENG. NO.	極数 CKTS

REVISED EC NO: J2009-2884 DRAWN BY: DRWNYSHIBATA 2009/06/23 CHKD: THARYAMA 2010/03/15 APPR: NIKITA 2010/03/15	GENERAL TOLERANCES (UNLESS SPECIFIED)		DIMENSION STYLE MM ONLY	SCALE ---	DESIGN UNITS METRIC	THIRD ANGLE PROJECTION
	10 UNDER	±0.2	DRAWN BY S. MOCHIZUKI	DATE 1989/05/12	TITLE KK 3.96 WAFER ASSY WITH LOCK	
	10 OVER 30 UNDER	±0.25	CHECKED BY H. H	DATE 1991/04/10	MOLEX INCORPORATED	
	30 OVER	±0.3	APPROVED BY M. ENOMOTO	DATE 1991/04/10	DOCUMENT NO. SD-5273-001	SHEET NO. 1 OF 1
	ANGULAR ±3°	DRAFT WHERE APPLICABLE MUST REMAIN WITHIN DIMENSIONS	MATERIAL NO. SEE TABLE	THIS DRAWING CONTAINS INFORMATION THAT IS PROPRIETARY TO MOLEX INCORPORATED AND SHOULD NOT BE USED WITHOUT WRITTEN PERMISSION		