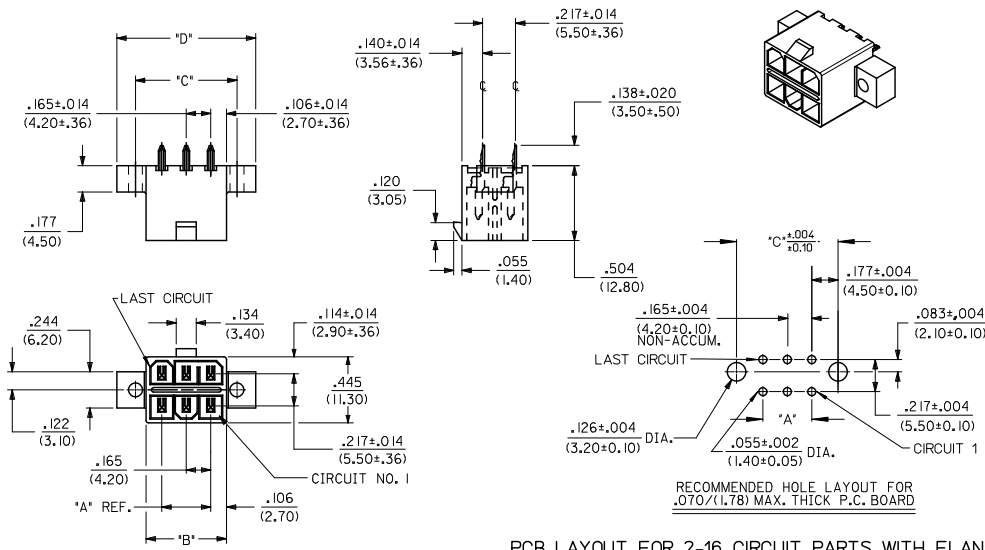
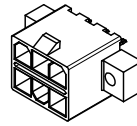


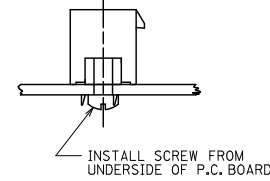
13 12 11 10 9 8 7 6 5 4 3 2 1

**NOTES:**

- HOUSING MAT'L.: POLYESTER, UNFILLED, 94V-0. COLOR: BLACK. TERMINAL MATERIAL: BRASS ALLOY 260.
- PLATINGS:
  - = .000035/(.00090) MIN. BRIGHT TIN OVER .000020/(.00050) MIN. COPPER.
  - = .000030/(.00076) MIN. SELECT GOLD AND .000100/(.00254) MIN. SELECT MATTE TIN OVER .000050/(.00127) MIN. NICKEL OVERALL.
- PRODUCT SPECIFICATION AND PROCESSING PARAMETERS: SEE PS-5556-003
- PACKAGING SPECIFICATION: PK-30069-001
- PART IS DESIGNED FOR USE WITH 4-40 OR M3 SCREWS.
- PART MATES WITH RECEPTACLE 30067-\*
- THIS PART CONFORMS TO CLASS 'B' REQUIREMENTS OF COSMETIC SPECIFICATION PS-45499-002.

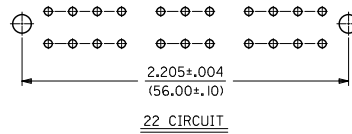
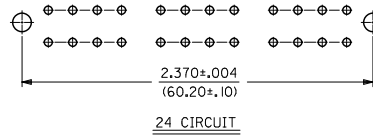
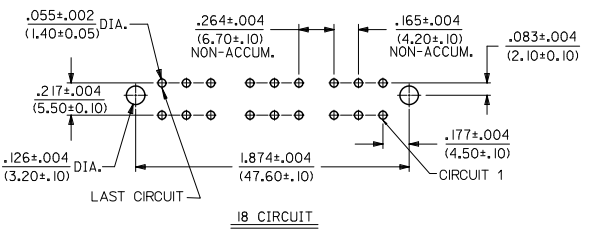


**PCB LAYOUT FOR 2-16 CIRCUIT PARTS WITH FLANGES**



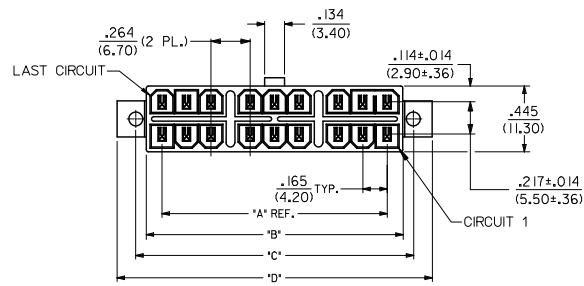
**RECOMMENDED INSTALLATION OF HEADER TO P.C. BOARD**

**LAYOUT FOR 18-24 CIRCUIT PARTS WITH FLANGES**



**FLANGE MOUNT**

(SEE SHT. 2 FOR PARTS WITH PEGS)



<b>UPDATE DRAWINGS</b> EC NO: UEP200-2029 DRWN: JAGUILAR 20/08/20 CHKD: BELL 20/08/20 APPR: SMITH 20/08/20	QUALITY SYMBOLS □=0 ▽=0 ▽=0	GENERAL TOLERANCES (UNLESS SPECIFIED)		DIMENSION STYLE IN/MM		SCALE 2:1	DESIGN UNITS METRIC	THIRD ANGLE PROJECTION	
		4 PLACES ±.01 ±.01 3 PLACES ±.01 ±.01 2 PLACES ±.02 ±.01 1 PLACE ±.03 ±.01	mm INCH	DRAWN BY R/JF	DATE 9/19/91	TITLE MINI-FIT T.P.A. VERTICAL HEADER ASSEMBLY			
		ANGULAR ±1/2°	DRAFT WHERE APPLICABLE MUST REMAIN WITHIN DIMENSIONS	CHECKED BY GEP	DATE 9/19/91	APPROVED BY RAS			
		SEE CHARTS	MATERIAL NO. SDA-30069-****	APPROVED BY RAS	DATE 9/19/91	MOLEX INCORPORATED			
H1	REV	INCORPORATED AND SHOULD NOT BE USED WITHOUT WRITTEN PERMISSION		DOCUMENT NO.	SHEET NO.	1 OF 3			

12 11 10 9 8 7 6 5 4 3 2 1

13 12 11 10 9 8 7 6 5 4 3 2 1

TIN-PLATED ASSEMBLIES WITH PEGS GOLD-PLATED ASSEMBLIES WITH PEGS

CKT. SIZE	ENG. NO.	EDP. NO.	DIM. 'A'	DIM. 'B'	DIM. 'E'	DIM. 'D'	ENG. NO.	EDP. NO.	DIM. 'A'	DIM. 'B'	DIM. 'E'	DIM. 'D'
2	A-30069-02C1	15-97-7023	—	.213 (5.40)	.370 (9.40)	—	A-30069-02C2	15-97-7025	—	.213 (5.40)	.370 (9.40)	—
4	A-30069-04C1	15-97-7043	.165 (4.20)	.378 (9.60)	.535 (13.60)	—	A-30069-04C2	15-97-7045	.165 (4.20)	.378 (9.60)	.535 (13.60)	—
6	A-30069-06C1	15-97-7063	.331 (8.40)	.543 (13.80)	.701 (17.80)	—	A-30069-06C2	15-97-7065	.331 (8.40)	.543 (13.80)	.701 (17.80)	—
8	A-30069-08C1	15-97-7083	.496 (12.60)	.709 (18.00)	.866 (22.00)	—	A-30069-08C2	15-97-7085	.496 (12.60)	.709 (18.00)	.866 (22.00)	—
10	A-30069-10C1	15-97-7103	.661 (16.80)	.874 (22.20)	1.031 (26.20)	—	A-30069-10C2	15-97-7105	.661 (16.80)	.874 (22.20)	1.031 (26.20)	—
12	A-30069-12C1	15-97-7123	.827 (21.00)	1.039 (26.40)	1.197 (30.40)	—	A-30069-12C2	15-97-7125	.827 (21.00)	1.039 (26.40)	1.197 (30.40)	—
14	A-30069-14C1	NOT TOOLED	.992 (25.20)	1.205 (30.60)	1.362 (34.60)	—	A-30069-14C2	NOT TOOLED	.992 (25.20)	1.205 (30.60)	1.362 (34.60)	—
16	A-30069-16C1	NOT TOOLED	1.157 (29.40)	1.370 (34.80)	1.528 (38.80)	—	A-30069-16C2	NOT TOOLED	1.157 (29.40)	1.370 (34.80)	1.528 (38.80)	—
18	A-30069-18C1	NOT TOOLED	1.520 (38.60)	1.732 (44.00)	1.890 (48.00)	—	A-30069-18C2	NOT TOOLED	1.520 (38.60)	1.732 (44.00)	1.890 (48.00)	—
20	A-30069-20C1	NOT TOOLED	1.685 (42.80)	1.898 (48.20)	2.055 (52.20)	—	A-30069-20C2	NOT TOOLED	1.685 (42.80)	1.898 (48.20)	2.055 (52.20)	—
22	A-30069-22C1	NOT TOOLED	1.850 (47.00)	2.063 (52.40)	2.220 (56.40)	—	A-30069-22C2	NOT TOOLED	1.850 (47.00)	2.063 (52.40)	2.220 (56.40)	—
24	A-30069-24C1	NOT TOOLED	2.016 (51.20)	2.228 (56.60)	2.386 (60.60)	—	A-30069-24C2	NOT TOOLED	2.016 (51.20)	2.228 (56.60)	2.386 (60.60)	—

TIN-PLATED ASSEMBLIES WITH FLANGES GOLD-PLATED ASSEMBLIES WITH FLANGES

CKT. SIZE	ENG. NO.	EDP. NO.	DIM. 'A'	DIM. 'B'	DIM. 'C'	DIM. 'D'	ENG. NO.	EDP. NO.	DIM. 'A'	DIM. 'B'	DIM. 'C'	DIM. 'D'
2	A-30069-02A1	15-97-7022	—	.213 (5.40)	.354 (9.00)	.606 (15.40)	A-30069-02A2	15-97-7024	—	.213 (5.40)	.354 (9.00)	.606 (15.40)
4	A-30069-04A1	15-97-7042	.165 (4.20)	.378 (9.60)	.520 (13.20)	.772 (19.60)	A-30069-04A2	15-97-7044	.165 (4.20)	.378 (9.60)	.520 (13.20)	.772 (19.60)
6	A-30069-06A1	15-97-7062	.331 (8.40)	.543 (13.80)	.685 (17.40)	.937 (23.80)	A-30069-06A2	15-97-7064	.331 (8.40)	.543 (13.80)	.685 (17.40)	.937 (23.80)
8	A-30069-08A1	15-97-7082	.496 (12.60)	.709 (18.00)	.850 (21.60)	1.102 (28.00)	A-30069-08A2	15-97-7084	.496 (12.60)	.709 (18.00)	.850 (21.60)	1.102 (28.00)
10	A-30069-10A1	15-97-7102	.661 (16.80)	.874 (22.20)	1.016 (25.80)	1.268 (32.20)	A-30069-10A2	15-97-7104	.661 (16.80)	.874 (22.20)	1.016 (25.80)	1.268 (32.20)
12	A-30069-12A1	15-97-7122	.827 (21.00)	1.039 (26.40)	1.181 (30.00)	1.433 (36.40)	A-30069-12A2	15-97-7124	.827 (21.00)	1.039 (26.40)	1.181 (30.00)	1.433 (36.40)
14	A-30069-14A1	NOT TOOLED	.992 (25.20)	1.205 (30.60)	1.346 (34.20)	1.598 (40.60)	A-30069-14A2	NOT TOOLED	.992 (25.20)	1.205 (30.60)	1.346 (34.20)	1.598 (40.60)
16	A-30069-16A1	15-97-7162	1.157 (29.40)	1.370 (34.80)	1.512 (38.40)	1.764 (44.80)	A-30069-16A2	15-97-7164	1.157 (29.40)	1.370 (34.80)	1.512 (38.40)	1.764 (44.80)
18	A-30069-18A1	NOT TOOLED	1.520 (38.60)	1.732 (44.00)	1.874 (47.60)	2.126 (54.00)	A-30069-18A2	NOT TOOLED	1.520 (38.60)	1.732 (44.00)	1.874 (47.60)	2.126 (54.00)
20	A-30069-20A1	NOT TOOLED	1.685 (42.80)	1.898 (48.20)	2.039 (51.80)	2.291 (58.20)	A-30069-20A2	NOT TOOLED	1.685 (42.80)	1.898 (48.20)	2.039 (51.80)	2.291 (58.20)
22	A-30069-22A1	NOT TOOLED	1.850 (47.00)	2.063 (52.40)	2.205 (56.00)	2.457 (62.40)	A-30069-22A2	NOT TOOLED	1.850 (47.00)	2.063 (52.40)	2.205 (56.00)	2.457 (62.40)
24	A-30069-24A1	NOT TOOLED	2.016 (51.20)	2.228 (56.60)	2.370 (60.20)	2.622 (66.60)	A-30069-24A2	NOT TOOLED	2.016 (51.20)	2.228 (56.60)	2.370 (60.20)	2.622 (66.60)

LEGEND:

A - 30069 - \*\*\* \*  
 CIRCUIT SIZE (02-24)  
 HOUSING STYLE  
 A = FLANGES  
 C = PEGS

PLATING (SEE SHT. 1, NOTE 2.)  
 1 = TIN OVER COPPER.  
 2 = GOLD OVER NICKEL.

UPDATE DRAWING EC NO: UCP200-2029 DRWN: JAGUILAR 20/08/20 CHKD: BELL 20/08/20 APPR: SMITH 20/08/20 H1	QUALITY SYMBOLS 	GENERAL TOLERANCES (UNLESS SPECIFIED) mm INCH 4 PLACES ±.005 ±.005 3 PLACES ±.005 ±.005 2 PLACES ±.005 ±.005 1 PLACE ±.005 ±.005 ANGULAR ±1/2°	DIMENSION STYLE IN/MM DRAWN BY: RJF DATE: 9/19/91 CHECKED BY: GEP DATE: 9/19/91 APPROVED BY: RAS DATE: 9/19/91	SCALE: 1:1 DESIGN UNITS: METRIC THIRD ANGLE PROJECTION	TITLE MINI-FIT T.P.A. VERTICAL HEADER ASSEMBLY
		MATERIAL NO.: SEE CHART DOCUMENT NO.: SDA-30069-****	SHEET NO.: 3 OF 3		
		THIS DRAWING CONTAINS INFORMATION THAT IS PROPRIETARY TO MOLEX INCORPORATED AND SHOULD NOT BE USED WITHOUT WRITTEN PERMISSION			
		MOLEX MOLEX INCORPORATED			

12 11 10 9 8 7 6 5 4 3 2 1