
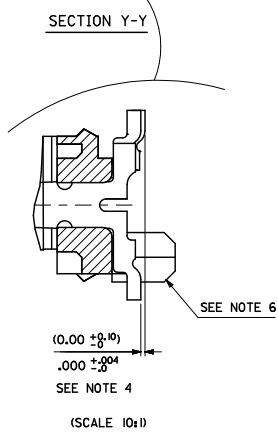


- NOTES:
- MATERIAL: HOUSING: NYLON (PA) GLASS FILLED, UL94 V-0, NATURAL (BEIGE)
TERMINAL - CARTRIDGE BRASS (0.28) / .011 REF THICK
 - PLATING:
TIN: TIN (Sn) (3-5 MICROMETRE) / 120-200 MICROINCH OVER (1.27 MICROMETRE) / 50 MICROINCH MIN NICKEL (Ni).
GOLD: (.76 MICROMETRE) / 30 MICROINCH SELECTIVE GOLD (Au) IN CONTACT AREA AND SELECTIVE TIN (Sn) IN SOLDER TAIL AREA (3-5 MICROMETRE) / 120-200 MICROINCH OVER (1.27 MICROMETRE) / 50 MICROINCH NICKEL (Ni) UNDERCOAT.
 - MATES WITH MOLEX 90327 PART SERIES.
 - ALL SMT TAILS TO LIE WITHIN A COPLANARITY BAND OF (0.01) / 0 - (0.10) / .004 REF. FROM EACH OTHER.
 - FOR TAPE AND REEL PACKAGING SEE SDA-90814-9001
 - PCB PEGS ARE OPTIONAL.
 - PCB LAYOUT SHOWN ON SHEET 2.
 - PRODUCT SPECIFICATION: PS-99020-0011

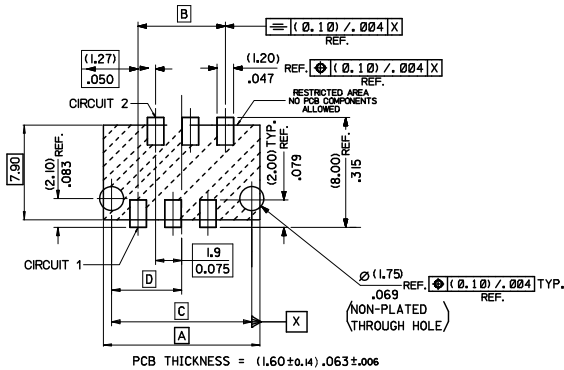
ib_frame_A2_P_ME_T
Rev. D 2004/04/02



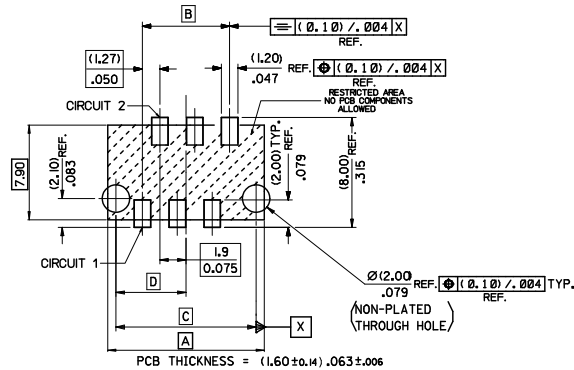
	PCB PEGS	TUBE PACKED	TAPE & REEL PACKED	POLARIZING PEG HEIGHT DIMN. E
0	YES	YES	NO	(6.40) / .252
2	YES	NO	YES	(6.40) / .252
3	NO	YES	NO	(6.40) / .252
5	NO	NO	YES	(6.40) / .252
6	NO	YES	NO	(4.10) / .161
7	NO	NO	YES	(4.10) / .161
8	YES	YES	NO	(4.10) / .161
9	YES	NO	YES	(4.10) / .161

PART NO.	NUMBER OF CKTS	DIMN. A	DIMN. B	DIMN. C	QUANTITY OF PARTS PER TUBE (-00** / -03** / -06** & -08** VERSIONS)	TOOLED
90814--34	34	(46.96) / L849	(41.91) / L650	(45.76) / L802	10	NO
90814--26	26	(36.80) / L449	(31.75) / L250	(35.60) / L402	14	YES
90814--24	24	(34.26) / L349	(29.21) / L150	(33.06) / L302	15	YES
90814--22	22	(31.72) / L249	(26.67) / L050	(30.52) / L202	16	YES
90814--20	20	(29.18) / L149	(24.13) / .950	(27.98) / L102	18	YES
90814--18	18	(26.64) / L049	(21.59) / .850	(25.44) / L002	20	YES
90814--16	16	(24.10) / .949	(19.05) / .750	(22.90) / .902	22	YES
90814--14	14	(21.56) / .849	(16.51) / .650	(20.36) / .802	25	YES
90814--12	12	(19.02) / .749	(13.97) / .550	(17.82) / .702	28	YES
90814--10	10	(16.48) / .649	(11.43) / .450	(15.28) / .602	32	YES
90814--08	8	(13.94) / .549	(8.89) / .350	(12.74) / .502	38	YES
90814--06	6	(11.40) / .449	(6.35) / .250	(10.20) / .402	46	YES
90814--04	4	(8.86) / .349	(3.81) / .150	(7.66) / .302	60	YES

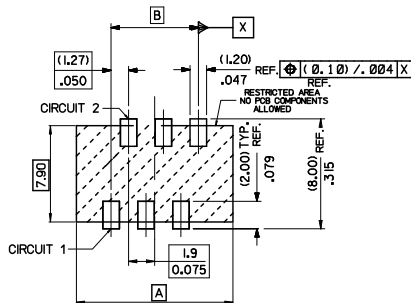
MODIFIED PLATING NOTE: EC NO: E2011-0067 DRAWN BY: BYRNES CHKD: APPR: EFCOLAN 2010/08/10 2010/11/04 REV	QUALITY SYMBOLS	GENERAL TOLERANCES (UNLESS SPECIFIED)	DIMENSION STYLE	SCALE	DESIGN UNITS	THIRD ANGLE PROJECTION	
	▽=0	mm INCH	MM/IN	5:1	METRIC		
	▽=0	4 PLACES ± --- ± --- 3 PLACES ± --- ± .004 2 PLACES ± 0.10 ± --- 1 PLACE ± --- ± ---	DRAWN BY DATE DMCNAMAR 2001/08/16 CHECKED BY DATE PCURTIN 2001/08/16 APPROVED BY DATE EFCOLAN 2010/11/04	TITLE			PICOFLEX SMT HEADER
		ANGULAR ±1/2°	MATERIAL NO. DOCUMENT NO. SDA-90814				MOLEX INCORPORATED
		DRAFT WHERE APPLICABLE MUST REMAIN WITHIN DIMENSIONS	SEE CHART			SHEET NO. 1 OF 2	
			THIS DRAWING CONTAINS INFORMATION THAT IS PROPRIETARY TO MOLEX INCORPORATED AND SHOULD NOT BE USED WITHOUT WRITTEN PERMISSION				



PCB LAYOUT FOR TRANSITION FIT WITH PCB PEGS
 HEADER VERSIONS 90814-0**/-**2**/-**8**/-**9**,
 VIEWED FROM COMPONENT SIDE



PCB LAYOUT FOR CLEARANCE FIT WITH PCB PEGS
 HEADER VERSIONS 90814-0**/-**2**/-**8**/-**9**,
 VIEWED FROM COMPONENT SIDE



PCB LAYOUT FOR HEADERS WITHOUT PCB PEGS
 HEADER VERSIONS 90814-3**/-**5**/-**6**/-**7**,
 VIEWED FROM COMPONENT SIDE

PART NO.	NUMBER OF CKTS	DIMN. A	DIMN. B	DIMN. C	DIMN. D
90814-034	34	(46.96)/1.849	(41.91)/1.650	(45.76)/1.802	(22.88)/.901
90814-026	26	(36.80)/1.449	(31.75)/1.250	(35.60)/1.402	(17.80)/.701
90814-024	24	(34.26)/1.349	(29.21)/1.150	(33.06)/1.302	(16.53)/.651
90814-022	22	(31.72)/1.249	(26.67)/1.050	(30.52)/1.202	(15.26)/.601
90814-020	20	(29.18)/1.149	(24.13)/.950	(27.98)/1.102	(13.99)/.551
90814-018	18	(26.64)/1.049	(21.59)/.850	(25.44)/1.002	(12.72)/.501
90814-016	16	(24.10)/.949	(19.05)/.750	(22.90)/.902	(11.45)/.451
90814-014	14	(21.56)/.849	(16.51)/.650	(20.36)/.802	(10.18)/.401
90814-012	12	(19.02)/.749	(13.97)/.550	(17.82)/.702	(8.91)/.351
90814-010	10	(16.48)/.649	(11.43)/.450	(15.28)/.602	(7.64)/.301
90814-008	8	(13.94)/.549	(8.89)/.350	(12.74)/.502	(6.37)/.251
90814-006	6	(11.40)/.449	(6.35)/.250	(10.20)/.402	(5.10)/.201
90814-004	4	(8.86)/.349	(3.81)/.150	(7.66)/.302	(3.83)/.151

PCB DIMS CHANGED TO REF EC NO. E2011-0067 DRAWN BY: VYRNES CHKD: APPR: ECOLAN REV:	QUALITY SYMBOLS ▽=0 ▽=0	GENERAL TOLERANCES (UNLESS SPECIFIED) mm INCH 4 PLACES ± --- ± --- 3 PLACES ± --- ± --- 2 PLACES ± 0.10 ± --- 1 PLACE ± 0.2 ± --- ANGULAR ± 1/2°	DIMENSION STYLE MM ONLY DRAWN BY: JMCNAMAR DATE: 2001/08/23 CHECKED BY: BMAGUIRE DATE: 2001/08/23 APPROVED BY: ECOLAN DATE: 2010/11/04 MATERIAL NO.: DOCUMENT NO.:	SCALE: 5:1 DESIGN UNITS: METRIC THIRD ANGLE PROJECTION	TITLE: PICOFLEX SMT HEADER MOLEX INCORPORATED SDA-90814	SHEET NO.: 2 OF 2
	DRAFT WHERE APPLICABLE MUST REMAIN WITHIN DIMENSIONS		SEE CHART		THIS DRAWING CONTAINS INFORMATION THAT IS PROPRIETARY TO MOLEX INCORPORATED AND SHOULD NOT BE USED WITHOUT WRITTEN PERMISSION	