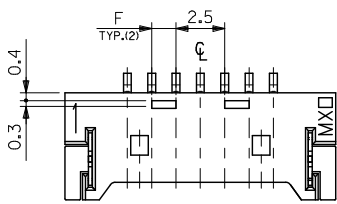
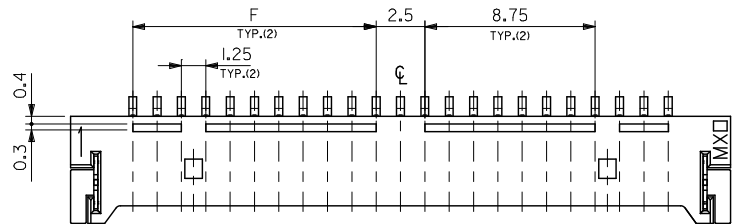


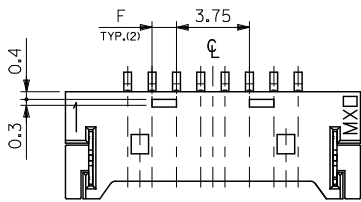
10 9 8 7 6 5 4 3 2 1



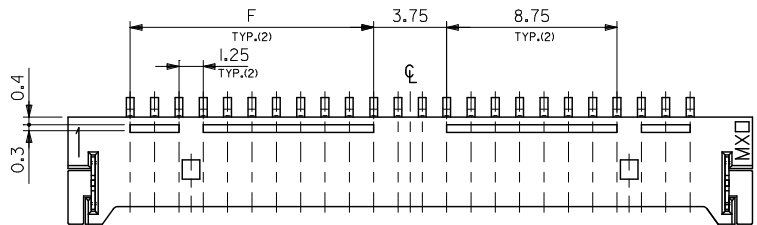
7~19極の奇数極に適用
APPLY FOR ODD CIRCUITS OF 7~19



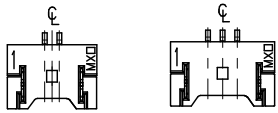
21極以上の奇数極に適用
APPLY FOR ODD CIRCUITS 21~29



8~20極の偶数極に適用
APPLY FOR EVEN CIRCUITS OF 8~20



22極以上の偶数極に適用
APPLY FOR EVEN CIRCUITS 22~30



ロック形状図
LOCK CONFIGURATION

REVISED EC NO: J2008-4402 DRAWN: KAKURAA 2008/07/01 CHKD: HARUYAMA 2008/07/01 APPR: NIKITA 2008/11/18	GENERAL TOLERANCES (UNLESS SPECIFIED)		DIMENSION STYLE MM ONLY	SCALE ---	DESIGN UNITS METRIC	THIRD ANGLE PROJECTION
	10 UNDER	±0.2	DRAWN BY S. MAYSUZAKI	DATE '01/05/11	TITLE 1.25 WIRE TO BOARD CONN. WAFA ASS FOR S.M.T. (SHEET 2 OF 2)	
	10 OVER 30 UNDER	±0.25	CHECKED BY T. YAMAGUCHI	DATE '01/05/11	MOLEX INCORPORATED	
	30 OVER	±0.3	APPROVED BY T. YAMAGUCHI	DATE '01/05/11	DOCUMENT NO. SD-53779-003	SHEET NO. 2 OF 2
H	DESCRIPTION ANGULAR ±3 ° DRAFT WHERE APPLICABLE MUST REMAIN WITHIN DIMENSIONS	SEE TABLE	THIS DRAWING CONTAINS INFORMATION THAT IS PROPRIETARY TO MOLEX INCORPORATED AND SHOULD NOT BE USED WITHOUT WRITTEN PERMISSION			