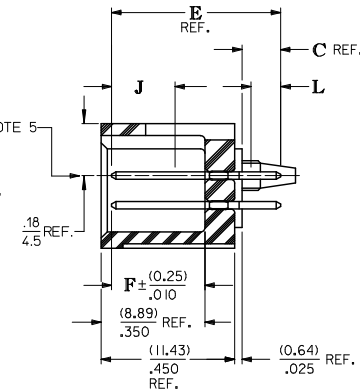
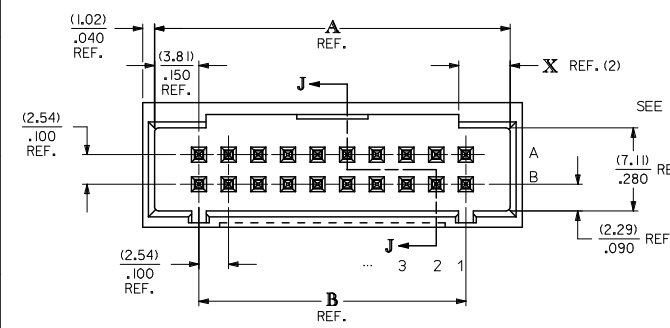
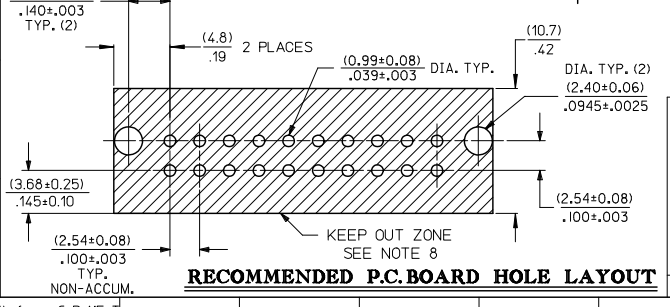
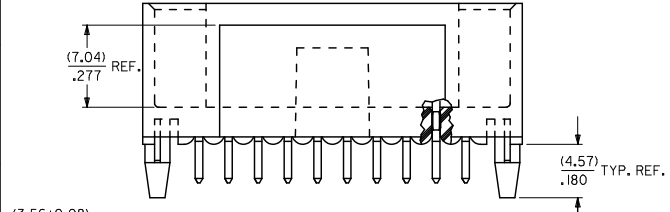


- NOTES:
1. MATERIAL: WAFER - GLASS FILLED LIQUID CRYSTAL POLYMER, UL 94V-0, COLOR: BLACK. PIN: COPPER ALLOY.
 2. PLATING: TIN
 TIN(Sn) ALLOY OVER ENTIRE PIN. THICKNESS = (3.81 MICROMETER)/ 150 MICROINCH MINIMUM.
 NICKEL (Ni) UNDERPLATE OVER ENTIRE PIN.
 SELECTIVE GOLD (Au) IN THE CONTACT AREA. THICKNESS = (0.38 MICROMETER)/ 15 MICROINCH MINIMUM.
 SELECTIVE TIN (Sn) ALLOY IN THE PC TAIL AREA. THICKNESS = (1.91 MICROMETER)/ 75 MICROINCH MINIMUM.
 NICKEL (Ni) UNDERPLATE OVER ENTIRE PIN.
 SELECTIVE GOLD (Au) IN THE CONTACT AREA. THICKNESS = (0.76 MICROMETER)/ 30 MICROINCH MINIMUM.
 SELECTIVE TIN (Sn) ALLOY IN THE PC TAIL AREA. THICKNESS = (1.91 MICROMETER)/ 75 MICROINCH MINIMUM.
 NICKEL (Ni) UNDERPLATE OVER ENTIRE PIN.
 * THE PRIMARY SHIPPING CARTON WILL BE LABELED "COMPLIANT TO RoHS DIRECTIVE 2002/95/EC AND ELV ANNEX II OF DIRECTIVE 2000/53/EC". CARTONS WITHOUT THIS LABEL MAY CONTAIN PRODUCT WITH LEAD.
 3. PRODUCT SPECIFICATION: PS-70567.
 4. PACKAGING: SEE CHARTS
 5. PIN PUSHOUT FORCE: 4 LS. MIN. IN DIRECTION INDICATED.
 6. FOR ILLUSTRATION PURPOSES, 20 (DUAL 10) CIRCUIT SIZE IS SHOWN.
 7. PINS MUST MEET SOLDERABILITY SPEC. SMES-152.
 EXCEPT Voids ARE PERMISSIBLE AT BANDOLIER PIN FAYING SURFACE. (APPROX. (0.64)/.025 LNG X (0.15)/.006 WD. REF.) - 2 LOCATIONS
 8. NO FEATURES WHICH RISE ABOVE THE PCB SURFACE, ALLOWED IN THIS AREA.
 9. THIS PART CONFORMS TO CLASS B REQUIREMENTS OF COSMETIC SPEC PS-45499-002.



CKT. SIZE	DIM. A REF.		DIM. B REF.		DIM. X REF.	
	(MM)	(INCH)	(MM)	(INCH)	(MM)	(INCH)
6	(12.70)	.500	(5.08)	.200	(3.18)	.125
8	(15.24)	.600	(7.62)	.300	(4.42)	.174
10	(17.78)	.700	(10.16)	.400	(4.42)	.174
12	(20.32)	.800	(12.70)	.500	(4.42)	.174
14	(22.86)	.900	(15.24)	.600	(4.42)	.174
16	(25.40)	1.000	(17.78)	.700	(4.42)	.174
18	(27.94)	1.100	(20.32)	.800	(4.42)	.174
20	(30.48)	1.200	(22.86)	.900	(4.42)	.174
22	(33.02)	1.300	(25.40)	1.000	(4.42)	.174
24	(35.56)	1.400	(27.94)	1.100	(4.42)	.174
26	(38.10)	1.500	(30.48)	1.200	(4.42)	.174
28	(40.64)	1.600	(33.02)	1.300	(4.42)	.174
30	(43.18)	1.700	(35.56)	1.400	(4.42)	.174
32	(45.72)	1.800	(38.10)	1.500	(4.42)	.174
34	(48.26)	1.900	(40.64)	1.600	(4.42)	.174
36	(50.80)	2.000	(43.18)	1.700	(4.42)	.174
38	(53.34)	2.100	(45.72)	1.800	(4.42)	.174
40	(55.88)	2.200	(48.26)	1.900	(4.42)	.174
42	(58.42)	2.300	(50.80)	2.000	(4.42)	.174
44	(60.96)	2.400	(53.34)	2.100	(4.42)	.174
46	(63.50)	2.500	(55.88)	2.200	(4.42)	.174
48	(66.04)	2.600	(58.42)	2.300	(4.42)	.174
50	(68.58)	2.700	(60.96)	2.400	(4.42)	.174
52	(71.12)	2.800	(63.50)	2.500	(4.42)	.174
54	(73.66)	2.900	(66.04)	2.600	(4.42)	.174
56	(76.20)	3.000	(68.58)	2.700	(4.42)	.174
58	(78.74)	3.100	(71.12)	2.800	(4.42)	.174
60	(81.28)	3.200	(73.66)	2.900	(4.42)	.174
62	(83.82)	3.300	(76.20)	3.000	(4.42)	.174
64	(86.36)	3.400	(78.74)	3.100	(4.42)	.174
66	(88.90)	3.500	(81.28)	3.200	(4.42)	.174
68	(91.44)	3.600	(83.82)	3.300	(4.42)	.174
70	(93.98)	3.700	(86.36)	3.400	(4.42)	.174
72	(96.52)	3.800	(88.90)	3.500	(4.42)	.174



MODIFIED NOTES EC NO. UCP2009-0336 DRAWN: KLOSTERMEIER 2008/09/23 CHKD: BELL 2008/09/24 APPR: SMITH 2008/09/25	QUALITY SYMBOLS ▽=0 ▽=0	GENERAL TOLERANCES (UNLESS SPECIFIED): 4 PLACES ±.005 ±.005 3 PLACES ±.005 ±.005 2 PLACES ±.013 ±.01 1 PLACE ±.025 ±.025		DIMENSION STYLE MM/IN	SCALE 4:1	DESIGN UNITS INCH	THIRD ANGLE PROJECTION
		ANGULAR ±1/2°		DRAWN BY SMR DATE 1993/11/10	CHECKED BY SMR DATE 1993/11/10	TITLE SALES ASSY - DUAL ROW SHROUDED WAFER/HI TEMP .25SQ/RND PINS .100 GRID	
DRAFT WHERE APPLICABLE MUST REMAIN WITHIN DIMENSIONS		MATERIAL NO. SEE TABLE		DOCUMENT NO. SDA-70568-****		SHEET NO. 1 OF 2	
THIS DRAWING CONTAINS INFORMATION THAT IS PROPRIETARY TO MOLEX INCORPORATED AND SHOULD NOT BE USED WITHOUT WRITTEN PERMISSION							

	13	12	11	10	9	8	7	6	5	4	3	2	1	
J	ENGINEERING NUMBER A-70568	RELEASE FOR MANUFACTURE			C REF.	E REF.	F ±(0,25) .10			CONNECTOR END PLATING		P.C. BOARD END PLATING		SEE PACK INFORMAT. DRAWING PK-70873
										TYPE	J MINIMUM LENGTH	TYPE	L MINIMUM LENGTH	
	-0001/0034	R.F.M.			(3,30) .130	(14,48) .570	(8,00) .315			TIN	OVER-ALL	TIN	OVER-ALL	-0018
I	-0035/-0068	R.F.M.			(3,30) .130	(14,48) .570	(8,00) .315			15 GOLD	(5,08) .200	TIN	(3,56) .140	-0018
	-0069/-0102	R.F.M.			(3,30) .130	(14,48) .570	(8,00) .315			30 GOLD	(5,08) .200	TIN	(3,56) .140	-0018
	-0103/-0136													
	-0137/-0170													
H	-0171/-0204													
	-0205/-0238													

	CKTS	EDP NUMBER	ENG NUMBER	EDP NUMBER	ENG NUMBER	EDP NUMBER	ENG NUMBER	EDP NUMBER	ENG NUMBER	EDP NUMBER	ENG NUMBER	EDP NUMBER	ENG NUMBER	EDP NUMBER	ENG NUMBER	CKTS
G	06	IS-47-7506	A-70568-0001	IS-47-7606	A-70568-0035	IS-47-7706	A-70568-0069			A-70568-0103	A-70568-0137		A-70568-0171	A-70568-0206	06	
	08	IS-47-7508	A-70568-0002	IS-47-7608	A-70568-0036	IS-47-7708	A-70568-0070			A-70568-0104	A-70568-0138		A-70568-0172	A-70568-0206	08	
	10	IS-47-7510	A-70568-0003	IS-47-7610	A-70568-0037	IS-47-7710	A-70568-0071			A-70568-0105	A-70568-0139		A-70568-0173	A-70568-0207	10	
	12	IS-47-7512	A-70568-0004	IS-47-7612	A-70568-0038	IS-47-7712	A-70568-0072			A-70568-0106	A-70568-0140		A-70568-0174	A-70568-0208	12	
	14	IS-47-7514	A-70568-0005	IS-47-7614	A-70568-0039	IS-47-7714	A-70568-0073			A-70568-0107	A-70568-0141		A-70568-0175	A-70568-0209	14	
	16	IS-47-7516	A-70568-0006	IS-47-7616	A-70568-0040	IS-47-7716	A-70568-0074			A-70568-0108	A-70568-0142		A-70568-0176	A-70568-0210	16	
	18	IS-47-7518	A-70568-0007	IS-47-7618	A-70568-0041	IS-47-7718	A-70568-0075			A-70568-0109	A-70568-0143		A-70568-0177	A-70568-0211	18	
	20	IS-47-7520	A-70568-0008	IS-47-7620	A-70568-0042	IS-47-7720	A-70568-0076			A-70568-0110	A-70568-0144		A-70568-0178	A-70568-0212	20	
F	22	IS-47-7522	A-70568-0009	IS-47-7622	A-70568-0043	IS-47-7722	A-70568-0077			A-70568-0111	A-70568-0145		A-70568-0179	A-70568-0213	22	
	24	IS-47-7524	A-70568-0010	IS-47-7624	A-70568-0044	IS-47-7724	A-70568-0078			A-70568-0112	A-70568-0146		A-70568-0180	A-70568-0214	24	
	26	IS-47-7526	A-70568-0011	IS-47-7626	A-70568-0045	IS-47-7726	A-70568-0079			A-70568-0113	A-70568-0147		A-70568-0181	A-70568-0215	26	
	28	IS-47-7528	A-70568-0012	IS-47-7628	A-70568-0046	IS-47-7728	A-70568-0080			A-70568-0114	A-70568-0148		A-70568-0182	A-70568-0216	28	
	30	IS-47-7530	A-70568-0013	IS-47-7630	A-70568-0047	IS-47-7730	A-70568-0081			A-70568-0115	A-70568-0149		A-70568-0183	A-70568-0217	30	
	32	IS-47-7532	A-70568-0014	IS-47-7632	A-70568-0048	IS-47-7732	A-70568-0082			A-70568-0116	A-70568-0150		A-70568-0184	A-70568-0218	32	
	34	IS-47-7534	A-70568-0015	IS-47-7634	A-70568-0049	IS-47-7734	A-70568-0083			A-70568-0117	A-70568-0151		A-70568-0185	A-70568-0219	34	
	36	IS-47-7536	A-70568-0016	IS-47-7636	A-70568-0050	IS-47-7736	A-70568-0084			A-70568-0118	A-70568-0152		A-70568-0186	A-70568-0220	36	
	38	IS-47-7538	A-70568-0017	IS-47-7638	A-70568-0051	IS-47-7738	A-70568-0085			A-70568-0119	A-70568-0153		A-70568-0187	A-70568-0221	38	
E	40	IS-47-7540	A-70568-0018	IS-47-7640	A-70568-0052	IS-47-7740	A-70568-0086			A-70568-0120	A-70568-0154		A-70568-0188	A-70568-0222	40	
	42	IS-47-7542	A-70568-0019	IS-47-7642	A-70568-0053	IS-47-7742	A-70568-0087			A-70568-0121	A-70568-0155		A-70568-0189	A-70568-0223	42	
	44	IS-47-7544	A-70568-0020	IS-47-7644	A-70568-0054	IS-47-7744	A-70568-0088			A-70568-0122	A-70568-0156		A-70568-0190	A-70568-0224	44	
	46	IS-47-7546	A-70568-0021	IS-47-7646	A-70568-0055	IS-47-7746	A-70568-0089			A-70568-0123	A-70568-0157		A-70568-0191	A-70568-0225	46	
	48	IS-47-7548	A-70568-0022	IS-47-7648	A-70568-0056	IS-47-7748	A-70568-0090			A-70568-0124	A-70568-0158		A-70568-0192	A-70568-0226	48	
	50	IS-47-7550	A-70568-0023	IS-47-7650	A-70568-0057	IS-47-7750	A-70568-0091			A-70568-0125	A-70568-0159		A-70568-0193	A-70568-0227	50	
D	52	IS-47-7552	A-70568-0024	IS-47-7652	A-70568-0058	IS-47-7752	A-70568-0092			A-70568-0126	A-70568-0160		A-70568-0194	A-70568-0228	52	
	54	IS-47-7554	A-70568-0025	IS-47-7654	A-70568-0059	IS-47-7754	A-70568-0093			A-70568-0127	A-70568-0161		A-70568-0195	A-70568-0229	54	
	56	IS-47-7556	A-70568-0026	IS-47-7656	A-70568-0060	IS-47-7756	A-70568-0094			A-70568-0128	A-70568-0162		A-70568-0196	A-70568-0230	56	
	58	IS-47-7558	A-70568-0027	IS-47-7658	A-70568-0061	IS-47-7758	A-70568-0095			A-70568-0129	A-70568-0163		A-70568-0197	A-70568-0231	58	
	60	IS-47-7560	A-70568-0028	IS-47-7660	A-70568-0062	IS-47-7760	A-70568-0096			A-70568-0130	A-70568-0164		A-70568-0198	A-70568-0232	60	
	62	IS-47-7562	A-70568-0029	IS-47-7662	A-70568-0063	IS-47-7762	A-70568-0097			A-70568-0131	A-70568-0165		A-70568-0199	A-70568-0233	62	
	64	IS-47-7564	A-70568-0030	IS-47-7664	A-70568-0064	IS-47-7764	A-70568-0098			A-70568-0132	A-70568-0166		A-70568-0200	A-70568-0234	64	
	66	IS-47-7566	A-70568-0031	IS-47-7666	A-70568-0065	IS-47-7766	A-70568-0099			A-70568-0133	A-70568-0167		A-70568-0201	A-70568-0235	66	
C	68	IS-47-7568	A-70568-0032	IS-47-7668	A-70568-0066	IS-47-7768	A-70568-0100			A-70568-0134	A-70568-0168		A-70568-0202	A-70568-0236	68	
	70	IS-47-7570	A-70568-0033	IS-47-7670	A-70568-0067	IS-47-7770	A-70568-0101			A-70568-0135	A-70568-0169		A-70568-0203	A-70568-0237	70	
	72	IS-47-7572	A-70568-0034	IS-47-7672	A-70568-0068	IS-47-7772	A-70568-0102			A-70568-0136	A-70568-0170		A-70568-0204	A-70568-0238	72	

B	MODIFY PLATE EC NO. UCP2006-2806 G DRWNSI BARRA 2006/05/31 CH KCDJORDAN 2006/06/08 APPR: SHILLER 2006/06/07	QUALITY SYMBOLS ▽=0 ▽=0	GENERAL TOLERANCES (UNLESS SPECIFIED)	DIMENSION STYLE		SCALE	DESIGN UNITS	THIRD ANGLE PROJECTION
				mm	INCH			
A	REV	DESCRIPTION	4 PLACES ±.005	3 PLACES ±.013	2 PLACES ±0.25	1 PLACE ±.025	ANGULAR ±1/2°	DRAFT WHERE APPLICABLE MUST REMAIN WITHIN DIMENSIONS
			DRAWN BY SMR	CHECKED BY SMR	APPROVED BY	MATERIAL NO. SEE TABLE	DOCUMENT NO. SDA-70568-****	SHEET NO. 2 OF 2

	12	11	10	9	8	7	6	5	4	3	2	1
--	----	----	----	---	---	---	---	---	---	---	---	---

ib_frame_C_P_ME_T Rev. D 2004/04/02