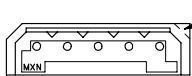


6 5 4 3 2 1

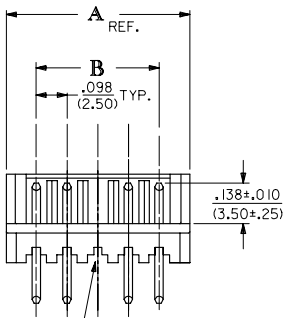
NOTES:

1. MATERIAL : HEADER: POLYESTER, GLASS FILLED.  
PIN : BRASS
2. FINISH:  
100 MICROINCHES (2.54 MICROMETERS) MIN. TIN OVER  
50 MICROINCHES (1.27 MICROMETERS) MIN. NICKEL UNDERPLATE.
3. PARTS CONFORM TO PRODUCT SPECIFICATION PS-42219-0001.
4. PACKAGING: SEE LEGEND.
5. KINK DIRECTION:  
2 THROUGH 7 CKTS: ADJACENT PINS KINKED IN OPPOSING DIRECTIONS.  
8 THROUGH 15 CKTS: TWO END PINS ON EACH END KINKED IN THE SAME DIRECTION.  
CENTER PINS WITHOUT KINKS.
6. PARTS CONFORM TO CLASS 'B' REQUIREMENTS OF COSMETIC SPEC PS-45499-002.

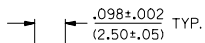
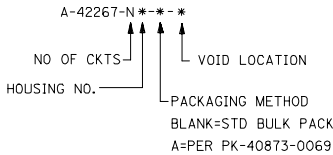
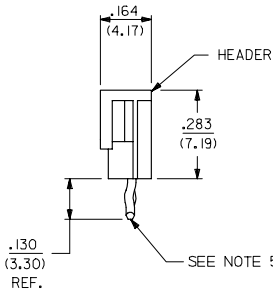
NO. OF CKTS.	KINK LOCATION	DIM. A	DIM. B
2	1,2	.292/(7.42)	.098/(2.50)
3	1,2,3	.391/(9.92)	.197/(5.00)
4	1,2,3,4	.489/(12.42)	.295/(7.50)
5	1,2,3,4,5	.587/(14.92)	.394/(10.00)
6	1,2,3,4,5,6	.685/(17.40)	.492/(12.50)
7	1,2,3,4,5,6,7	.783/(19.90)	.591/(15.00)
8	1,2,7,8	.882/(22.40)	.689/(17.50)
9	1,2,8,9	.980/(24.90)	.787/(20.00)
10	1,2,9,10	1.079/(27.40)	.886/(22.50)
11	1,2,10,11	1.177/(29.90)	.984/(25.00)
12	1,2,11,12	1.276/(32.40)	1.083/(27.50)
13	1,2,12,13	1.374/(34.90)	1.181/(30.00)
14	1,2,13,14	1.472/(37.40)	1.280/(32.50)
15	1,2,14,15	1.571/(39.90)	1.378/(35.00)



CIRCUIT NO. 1 IDENTIFIER



VOIDED CKT  
SEE CHART FOR LOCATION



PCB HOLE LAYOUT: COMPONENT SIDE  
RECOMMENDED PCB THICKNESS: .062/(1.57)

ADD NOTE 6 EC NO: UCP2007-2798 2007/05/02 DRAWN: KIPPER 2007/05/04 CHKD: AELHAG 2007/05/23 APPR: F SMITH	DESCRIPTION	QUALITY SYMBOLS	GENERAL TOLERANCES (UNLESS SPECIFIED)		DIMENSION STYLE		SCALE	DESIGN UNITS	THIRD ANGLE PROJECTION											
		<p>▽=0</p> <p>∇=0</p>	<table border="1"> <thead> <tr> <th></th> <th>mm</th> <th>INCH</th> </tr> </thead> <tbody> <tr> <td>4 PLACES</td> <td>± ---</td> <td>± ---</td> </tr> <tr> <td>3 PLACES</td> <td>± ---</td> <td>± .010</td> </tr> <tr> <td>2 PLACES</td> <td>± 0.25</td> <td>± .014</td> </tr> <tr> <td>1 PLACE</td> <td>± 0.36</td> <td>± ---</td> </tr> </tbody> </table>		mm	INCH	4 PLACES	± ---	± ---	3 PLACES	± ---	± .010	2 PLACES	± 0.25	± .014	1 PLACE	± 0.36	± ---	IN/MM	---
	mm	INCH																		
4 PLACES	± ---	± ---																		
3 PLACES	± ---	± .010																		
2 PLACES	± 0.25	± .014																		
1 PLACE	± 0.36	± ---																		
DRAWN BY: GUZIK DATE: 01/17/89			CHECKED BY: EDGLEY DATE: 01/17/89		APPROVED BY: LENZ DATE: 01/17/89		TITLE: 2.5 MM HEADER ASSEMBLY													
MATERIAL NO. SEE CHART			DOCUMENT NO. SDA-42267-*		SHEET NO. 1 OF 4		MOLEX INCORPORATED													
DRAFT WHERE APPLICABLE MUST REMAIN WITHIN DIMENSIONS																				
SIZE A THIS DRAWING CONTAINS INFORMATION THAT IS PROPRIETARY TO MOLEX INCORPORATED AND SHOULD NOT BE USED WITHOUT WRITTEN PERMISSION																				

tb\_frame\_A\_P\_ME\_T  
Rev. D 2004/04/02

5 4 3 2 1

<b>A-42267-NA-*</b>				<b>A-42267-NB-*</b>				<b>A-42267-NC-*</b>						
OPTIONS	HOUSING	42249-N			OPTIONS	HOUSING	42249-NA			OPTIONS	HOUSING	42249-NB		
	COLOR	NATURAL				COLOR	BLUE				COLOR	BROWN		
	PIN NO	45613-0006				PIN NO	45613-0006				PIN NO	45613-0006		
	PLATING	154				PLATING	154				PLATING	154		
Ckt	Material No	Engineering No	Void Ckts	Ckt	Material No	Engineering No	Void Ckts	Ckt	Material No	Engineering No	Void Ckts			
2	22-43-8020	A-42267-2A		2	22-43-8023	A-42267-2B		2	50-34-8534	A-42267-2C				
3	22-43-8030	A-42267-3A		3	22-43-8033	A-42267-3B		3		A-42267-3C				
4	22-43-8040	A-42267-4A		4		A-42267-4B		4		A-42267-4C				
5	22-43-8050	A-42267-5A		5		A-42267-5B		5		A-42267-5C				
6	22-43-8060	A-42267-6A		6	22-43-8063	A-42267-6B		6		A-42267-6C				
7	22-43-8070	A-42267-7A		7		A-42267-7B		7		A-42267-7C				
8	22-43-8080	A-42267-8A		8		A-42267-8B		8		A-42267-8C				
9	22-43-8090	A-42267-9A		9		A-42267-9B		9		A-42267-9C				
10	22-43-8100	A-42267-10A		10	22-43-8103	A-42267-10B		10		A-42267-10C				
11	22-43-8110	A-42267-11A		11		A-42267-11B		11		A-42267-11C				
12	22-43-8120	A-42267-12A		12		A-42267-12B		12		A-42267-12C				
13	22-43-8130	A-42267-13A		13		A-42267-13B		13		A-42267-13C				
14	22-43-8140	A-42267-14A		14		A-42267-14B		14		A-42267-14C				
15	22-43-8150	A-42267-15A		15		A-42267-15B		15		A-42267-15C				
		A-42267-10A-6	6											
		A-42267-15A-3	3											
		A-42267-7A-2	2											
	22-44-8030	A-42267-3A-2	2											
REV: <b>Q1</b>	<b>ECR/ECN INFORMATION:</b> EC NO: UCP2007-1449 DATE: 12/19/2006		<b>TITLE:</b> <b>2.5 MM HEADER ASSEMBLY</b>						<b>SHEET No.</b> <b>- 2 -</b>					
<b>DOCUMENT NUMBER:</b> <b>SDA-42267-*</b>			<b>CREATED / REVISED BY:</b> <b>ELHAG</b>		<b>CHECKED BY:</b> <b>LSCHMIDT</b>		<b>APPROVED BY:</b> <b>FSMITH</b>							
<small>TEMPLATE FILENAME: PRODUCT_SPEC\SIZE_AJ(V.1).DOC</small>														



A-42249-NG-*				A-42249-NH-*				A-42249-NA-(154)						
OPTIONS	HOUSING	42249-NE			OPTIONS	HOUSING	42249-NG			OPTIONS	HOUSING	42249-N		
	COLOR	GREEN				COLOR	GREY				COLOR	NATURAL		
	PIN NO	45613-0006				PIN NO	45613-0006				PIN NO	45613-0006		
	PLATING	154				PLATING	154				PLATING	154		
Ckt	Material No	Engineering No	Void Ckts	Ckt	Material No	Engineering No	Void Ckts	Ckt	Material No	Engineering No	Void Ckts			
2	22-43-8026	A-42267-2G		2	22-43-8022	A-42267-2H		2	50-34-9252	A-42267-02A-(154)				
3	22-43-8036	A-42267-3G		3	22-43-8032	A-42267-3H		3	50-34-9253	A-42267-03A-(154)				
4	22-43-8046	A-42267-4G		4		A-42267-4H		4	50-34-9254	A-42267-04A-(154)				
5	22-43-8056	A-42267-5G		5		A-42267-5H		5	50-34-9255	A-42267-05A-(154)				
6	22-43-8066	A-42267-6G		6	22-43-8062	A-42267-6H		6	50-34-9256	A-42267-06A-(154)				
7	22-43-8076	A-42267-7G		7		A-42267-7H		7	50-34-9257	A-42267-07A-(154)				
8	22-43-8086	A-42267-8G		8		A-42267-8H		8	50-34-9258	A-42267-08A-(154)				
9	22-43-8096	A-42267-9G		9		A-42267-9H		9	50-34-9259	A-42267-09A-(154)				
10	22-43-8106	A-42267-10G		10		A-42267-10H		10	50-34-9260	A-42267-10A-(154)				
11	22-43-8116	A-42267-11G		11		A-42267-11H		11	50-34-9261	A-42267-11A-(154)				
12	22-43-8126	A-42267-12G		12		A-42267-12H		12	50-34-9262	A-42267-12A-(154)				
13	22-43-8136	A-42267-13G		13		A-42267-13H		13	50-34-9263	A-42267-13A-(154)				
14	22-43-8146	A-42267-14G		14		A-42267-14H		14	50-34-9264	A-42267-14A-(154)				
15	22-43-8156	A-42267-15G		15		A-42267-15H		15	50-34-9265	A-42267-15A-(154)				
	22-448076	A-42267-07G-3	3											
REV: Q1	ECR/ECN INFORMATION: EC NO: UCP2007-1449 DATE: 12/19/2006			TITLE: <b>2.5 MM HEADER ASSEMBLY</b>							SHEET No. <b>- 4 -</b>			
DOCUMENT NUMBER: <b>SDA-42267-*</b>				CREATED / REVISED BY: <b>ELHAG</b>			CHECKED BY: <b>LSCHMIDT</b>		APPROVED BY: <b>FSMITH</b>					