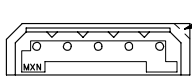


6 5 4 3 2 1

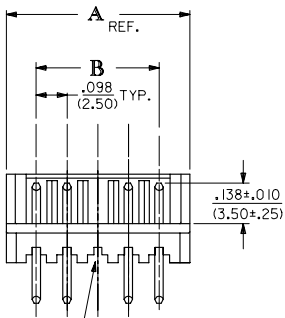
NOTES:

1. MATERIAL : HEADER: POLYESTER, GLASS FILLED.
PIN : BRASS
2. FINISH:
100 MICROINCHES (2.54 MICROMETERS) MIN. TIN OVER
50 MICROINCHES (1.27 MICROMETERS) MIN. NICKEL UNDERPLATE.
3. PARTS CONFORM TO PRODUCT SPECIFICATION PS-42219-0001.
4. PACKAGING: SEE LEGEND.
5. KINK DIRECTION:
2 THROUGH 7 CKTS: ADJACENT PINS KINKED IN OPPOSING DIRECTIONS.
8 THROUGH 15 CKTS: TWO END PINS ON EACH END KINKED IN THE SAME DIRECTION.
CENTER PINS WITHOUT KINKS.
6. PARTS CONFORM TO CLASS 'B' REQUIREMENTS OF COSMETIC SPEC PS-45499-002.

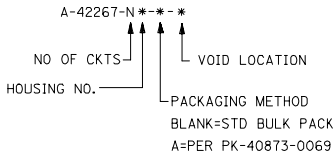
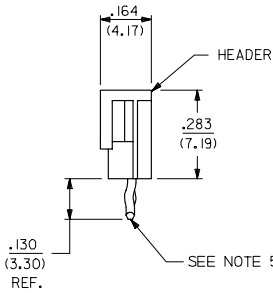
NO. OF CKTS.	KINK LOCATION	DIM. A	DIM. B
2	1,2	.292/(7.42)	.098/(2.50)
3	1,2,3	.391/(9.92)	.197/(5.00)
4	1,2,3,4	.489/(12.42)	.295/(7.50)
5	1,2,3,4,5	.587/(14.92)	.394/(10.00)
6	1,2,3,4,5,6	.685/(17.40)	.492/(12.50)
7	1,2,3,4,5,6,7	.783/(19.90)	.591/(15.00)
8	1,2,7,8	.882/(22.40)	.689/(17.50)
9	1,2,8,9	.980/(24.90)	.787/(20.00)
10	1,2,9,10	1.079/(27.40)	.886/(22.50)
11	1,2,10,11	1.177/(29.90)	.984/(25.00)
12	1,2,11,12	1.276/(32.40)	1.083/(27.50)
13	1,2,12,13	1.374/(34.90)	1.181/(30.00)
14	1,2,13,14	1.472/(37.40)	1.280/(32.50)
15	1,2,14,15	1.571/(39.90)	1.378/(35.00)



CIRCUIT NO. 1 IDENTIFIER



VOIDED CKT SEE CHART FOR LOCATION



.098±.002 TYP. (2.50±.05)

CIRCUIT 1

.037±.002 DIA. (0.94±.05)

PCB HOLE LAYOUT: COMPONENT SIDE
RECOMMENDED PCB THICKNESS: .062/(1.57)

ADD NOTE 6 EC NO: UCP2007-2798 2007/05/02 DRAWN: KIPPER 2007/05/04 CHKD: AELHAG 2007/05/23 APPR: F SMITH	DESCRIPTION	QUALITY SYMBOLS	GENERAL TOLERANCES (UNLESS SPECIFIED)		DIMENSION STYLE		SCALE	DESIGN UNITS	THIRD ANGLE PROJECTION											
		<p>▽=0</p> <p>∇=0</p>	<table border="1"> <tr> <th></th> <th>mm</th> <th>INCH</th> </tr> <tr> <td>4 PLACES</td> <td>± ---</td> <td>± ---</td> </tr> <tr> <td>3 PLACES</td> <td>± ---</td> <td>± .010</td> </tr> <tr> <td>2 PLACES</td> <td>± 0.25</td> <td>± .014</td> </tr> <tr> <td>1 PLACE</td> <td>± 0.36</td> <td>± ---</td> </tr> </table>		mm	INCH	4 PLACES	± ---	± ---	3 PLACES	± ---	± .010	2 PLACES	± 0.25	± .014	1 PLACE	± 0.36	± ---	IN/MM	---
	mm	INCH																		
4 PLACES	± ---	± ---																		
3 PLACES	± ---	± .010																		
2 PLACES	± 0.25	± .014																		
1 PLACE	± 0.36	± ---																		
DRAFT WHERE APPLICABLE MUST REMAIN WITHIN DIMENSIONS					DRAWN BY: GUZIK DATE: 01/17/89	CHECKED BY: EDGLEY DATE: 01/17/89	TITLE: 2.5 MM HEADER ASSEMBLY													
					APPROVED BY: LENZ DATE: 01/17/89	MATERIAL NO. SEE CHART														
					MATERIAL NO. SDA-42267-*		DOCUMENT NO. SDA-42267-*		SHEET NO. 1 OF 4											
					SIZE A THIS DRAWING CONTAINS INFORMATION THAT IS PROPRIETARY TO MOLEX INCORPORATED AND SHOULD NOT BE USED WITHOUT WRITTEN PERMISSION															

tb_frame_A_P_ME_T
Rev. D 2004/04/02

5 4 3 2 1

