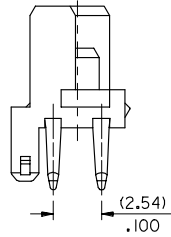
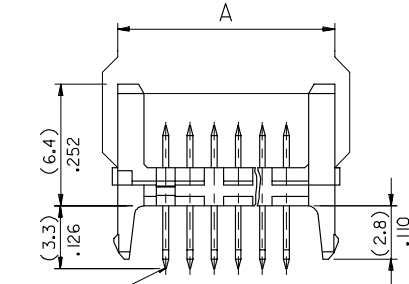
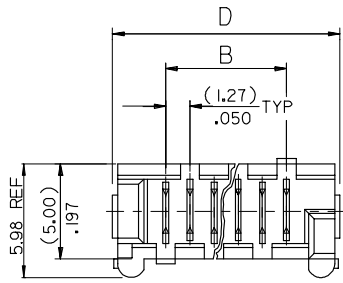


10 9 8 7 6 5 4 3 2 1

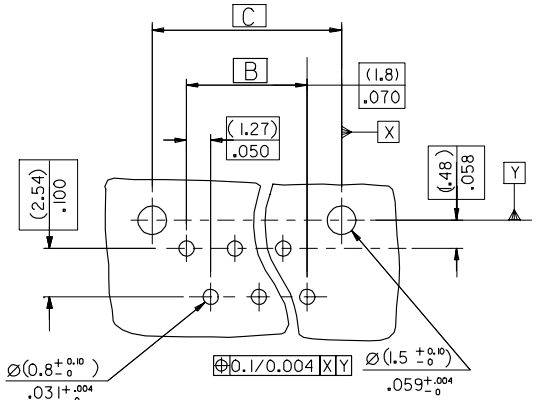


90325 - **26	26	(36.80)/1.449	(31.75)/1.250	(35.35)/1.392	(37.26)/1.467	14
- **24	24	(34.26)/1.349	(29.21)/1.150	(32.81)/1.292	(34.72)/1.367	15
- **22	22	(31.72)/1.249	(26.67)/1.050	(30.27)/1.192	(32.18)/1.267	16
- **20	20	(29.18)/1.149	(24.13)/.950	(27.73)/1.092	(29.64)/1.167	18
- **18	18	(26.64)/1.049	(21.59)/.850	(25.19)/.992	(27.10)/1.067	19
- **16	16	(24.10)/.949	(19.05)/.750	(22.65)/.892	(24.56)/.967	22
- **14	14	(21.56)/.849	(16.51)/.650	(20.11)/.792	(22.02)/.867	24
- **12	12	(19.02)/.749	(13.97)/.550	(17.57)/.692	(19.48)/.767	27
- **10	10	(16.48)/.649	(11.43)/.450	(15.03)/.592	(16.94)/.667	32
- **08	8	(13.94)/.549	(8.89)/.350	(12.49)/.492	(14.40)/.567	36
- **06	6	(11.40)/.449	(6.35)/.250	(9.95)/.392	(11.86)/.467	44
90325 - **04	4	(8.86)/.349	(3.81)/.150	(7.41)/.292	(9.32)/.367	57
PART NO.	NO. OF CKTS	DIM. A	DIM. B	DIM. C	DIM. D	NO. ASSYS IN TUBE

CIRCUIT No. 1 90325- \* \* \* \*  
 — CIRCUIT SIZE 04 CKT TO 26 CKT

- 0 = 3-5um TIN ASSY
- 3 = 0.76um GOLD ASSY
- 5 = NON STANDARD VOIDED OPTION SEE SHEET 2
- 6 = ROUND PEG WITH KINKS OPTION SEE SHEET 3
- 7 = 0.76um GOLD, TUBED
- 9 = 3-5um TIN ASSY TUBED
- 0 = HOUSING : COLOUR BLACK
- 9 = HOUSING : CUSTOMER SPECIFIC (COLOUR BLACK)

PCB LAYOUT VIEWED FROM SOLDER SIDE. BOARD (1.60±0.14) THK .063±0.006 THK.



NOTES:

1. HOUSING MATL. POLYESTER PBT 15% GLASS FILLED TO UL94 V-0.
2. TER. MATL. BRASS (0.28)/.011 THK  
 PLATING. TIN: (1.27um)/50u\* MIN NICKEL UNDER (3-5um)/120-200u\* TIN  
 PLATING. GOLD: (1.27um)/50u\* MIN. NICKEL UNDER (3-5um)/120-200u\* TIN SELECTIVE AND (0.76um)/30u\* SELECTIVE GOLD
3. CONFORMS TO PRODUCT SPECIFICATION PS-99020-0011

ADD CKT.1 INDICATOR  
 EC NO: E2007-0083  
 DRW: MASZKIEM/07.2006/09/11  
 CHKD: J. DENNEY 2006/09/11  
 APPR: J. DENNEY 2006/09/13

QUALITY SYMBOLS  
 ▽=0  
 ▽=0

GENERAL TOLERANCES (UNLESS SPECIFIED)	
mm	INCH
4 PLACES ± ---	± ---
3 PLACES ± ---	± .008
2 PLACES ± 0.20	± .008
1 PLACE ± 0.20	± ---
ANGULAR ±1/2°	

DRAFT WHERE APPLICABLE MUST REMAIN WITHIN DIMENSIONS

DIMENSION STYLE: MM/IN  
 SCALE: 5:1  
 DESIGN UNITS: METRIC  
 THIRD ANGLE PROJECTION  
 DRAWN BY: DMCN DATE: 2001/05/29  
 CHECKED BY: ROCNNOR DATE: 2001/05/29  
 APPROVED BY: MWILHITE DATE: 2001/05/29  
 MATERIAL NO.: SEE CHART  
 SIZE: A3

TITLE: HEADER ASSEMBLY  
 MOLEX INCORPORATED  
 DOCUMENT NO.: SDA-90325  
 SHEET NO.: 1 OF 3  
 THIS DRAWING CONTAINS INFORMATION THAT IS PROPRIETARY TO MOLEX INCORPORATED AND SHOULD NOT BE USED WITHOUT WRITTEN PERMISSION

9 8 7 6 5 4 3 2 1