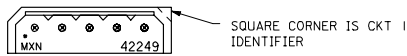
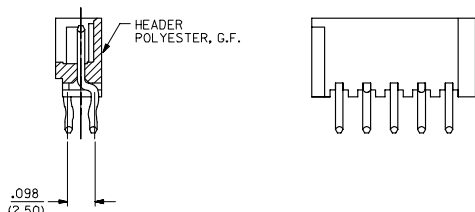
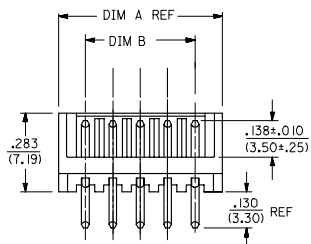


13 12 11 10 9 8 7 6 5 4 3 2 1



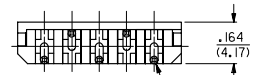
SQUARE CORNER IS CKT I IDENTIFIER



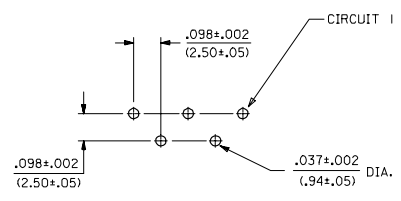
NOTES:

- 1) MATERIAL: HEADER : PLOYESTER, GLASS FILLED.  
PIN : BRASS.
- 2) FINISH:  
(154) --100 MICRONS (2.54 MICROMETERS) MIN. TIN OVER  
50 MICRONS (1.27 MICROMETERS) MIN. NICKEL UNDERPLATE.
- 3) PRODUCT SPECS: PS-42219-0001.
- 4) PACKAGING: PARTS MUST BE PACKAGED IN A 9" X12" ANTI-STATIC POLY-BAG BEFORE PLACING IN CORRUGATED SHIPPING CARTON.
- 5) ANY VOID COMBINATION LEAVING PINS IN ONE ROW ONLY IS NOT AN AVAILABLE OPTION. THE RESULTS WOULD BE MINIMAL BOARD RETENTION.

NO. OF CKTS.	KINK LOC.	DIM A IN/(MM)	DIM B IN/(MM)
2	ALL PINS	.292/(7.42)	.098/(2.50)
3	ALL PINS	.391/(9.92)	.197/(5.00)
4	ALL PINS	.489/(12.42)	.295/(7.50)
5	ALL PINS	.587/(14.92)	.394/(10.00)
6	ALL PINS	.685/(17.40)	.492/(12.50)
7	ALL PINS	.783/(19.90)	.591/(15.00)
8	ALL PINS	.882/(22.40)	.689/(17.50)
9	ALL PINS	.980/(24.90)	.787/(20.00)
10	ALL PINS	1.079/(27.40)	.886/(22.50)
11	ALL PINS	1.177/(29.90)	.984/(25.00)
12	ALL PINS	1.276/(32.40)	1.083/(27.50)
13	ALL PINS	1.374/(34.90)	1.181/(30.00)
14	ALL PINS	1.472/(37.40)	1.280/(32.50)
15	ALL PINS	1.571/(39.90)	1.378/(35.00)

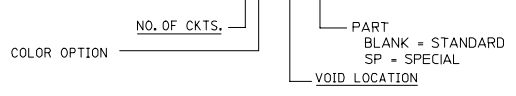


CIRCUIT I



PCB HOLE LAYOUT: COMPONENT SIDE  
RECOMMENDED PCB THICKNESS: .062 (1.57)

A-42249-N\*-\*-\*



REPLACE PIN 42238 EC NO: UCP2006-0509 U/DRAWN:HLHAG 2006/03/08 U/CHKD: 2006/03/28 U/APPR:SMITH 2006/03/29	QUALITY SYMBOLS ▽=0 ▽=0	GENERAL TOLERANCES (UNLESS SPECIFIED) 4 PLACES ± --- ± --- 3 PLACES ± --- ± .010 2 PLACES ± 0.25 ± .015 1 PLACE ± 0.38 ± --- ANGULAR ±1/2°	DIMENSION STYLE IN/MM DRAWN BY RE DATE 12/17/88 CHECKED BY DATE WRL DATE 12/17/88 APPROVED BY DATE LENZ DATE 12/17/88	SCALE 4:1 DESIGN UNITS METRIC THIRD ANGLE PROJECTION	TITLE 2.5 MM HEADER ASSEMBLY (STAGGERED PINS)
	MATERIAL NO. SEE CHART DOCUMENT NO. SDA-42249-* SHEET NO. 1 OF 4		MOLEX INCORPORATED		
	DRAFT WHERE APPLICABLE MUST REMAIN WITHIN DIMENSIONS				
	THIS DRAWING CONTAINS INFORMATION THAT IS PROPRIETARY TO MOLEX INCORPORATED AND SHOULD NOT BE USED WITHOUT WRITTEN PERMISSION				

12 11 10 9 8 7 6 5 4 3 2 1

A-42249-NA*				A-422649-NB*				A-42249-NC*						
OPTIONS	HOUSING	42249-N			OPTIONS	HOUSING	42249-NA			OPTIONS	HOUSING	42249-NB		
	COLOR	WHITE				COLOR	BLUE				COLOR	BROWN		
	PIN NO	45613-0001				PIN NO	45613-0001				PIN NO	45613-0001		
	PLATING	154				PLATING	154				PLATING	154		
Ckt	Material No	Engineering No	Void Ckts	Ckt	Material No	Engineering No	Void Ckts	Ckt	Material No	Engineering No	Void Ckts			
2	22-43-6020	A-42249-2A		2	22-44-7026	A-42249-2B		2	22-44-7025	A-42249-2C				
3	22-43-6030	A-42249-3A		3	22-44-7036	A-42249-3B		3	22-44-7035	A-42249-3C				
4	22-43-6040	A-42249-4A		4	22-44-7046	A-42249-4B		4	22-44-7045	A-42249-4C				
5	22-43-6050	A-42249-5A		5	22-44-7056	A-42249-5B		5	22-44-7055	A-42249-5C				
6	22-43-6060	A-42249-6A		6		A-42249-6B		6	22-44-7065	A-42249-6C				
7	22-43-6070	A-42249-7A		7		A-42249-7B		7	22-44-7075	A-42249-7C				
8	22-43-6080	A-42249-8A		8		A-42249-8B		8	22-44-7085	A-42249-8C				
9	22-43-6090	A-42249-9A		9		A-42249-9B		9	22-44-7095	A-42249-9C				
10	22-43-6100	A-42264910A		10		A-42264910B		10	22-44-7105	A-42249-10C				
11	22-43-6110	A-42249-11A		11		A-42249-11B		11	22-44-7115	A-42249-11C				
12	22-43-6120	A-42249-12A		12		A-42249-12B		12	22-44-7125	A-42249-12C				
13	22-43-6130	A-42249-13A		13		A-42249-13B		13	22-44-7135	A-42249-13C				
14	22-43-6140	A-42249-14A		14		A-42249-14B		14	22-44-7145	A-42249-14C				
15	22-43-6150	A-42249-15A		15		A-42249-15B		15	22-44-7155	A-42249-15C				
	22-43-6041	A-42249-4A-2	2											
	22-43-6042	A-42249-4A-3	3											
	22-43-6063	A-42249-6A-51	3,5											
	22-43-6064	A-42249-6A-52	2,4											
	22-43-6032	A-42249-3A-3	3											
	022-43-6073	A-42249-07A-51	2,5											
	022-43-6072	A-42249-07A-3	3											
	022-43-6074	A-42249-07A-5	5											
	022-43-6075	A-42249-07A-52	3,6											
	022-43-6061	A-42249-06A-5	5											
	022-43-6065	A-42249-06A-2	2											
REV: <b>S</b>	ECR/ECN INFORMATION EC NO: UCP2006-0509 DATE: 3/29/2006			TITLE: <b>2.5 MM HEADER ASSEMBLY (STAGGERED PINS)</b>				SHEET No. <b>- 2 -</b>						
DOCUMENT NUMBER: <b>SDA-42249-*</b>				CREATED / REVISED BY: <b>ELHAG</b>				CHECKED BY: <b>ADERR</b>		APPROVED BY: <b>FSMITH</b>				

TEMPLATE FILENAME: PRODUCT\_SPEC(SIZE\_A)(V.1).DOC



