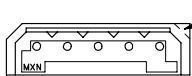


6 5 4 3 2 1

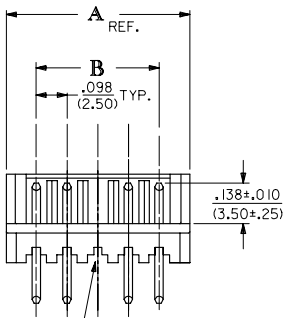
NOTES:

1. MATERIAL : HEADER: POLYESTER, GLASS FILLED.
PIN : BRASS
2. FINISH:
100 MICROINCHES (2.54 MICROMETERS) MIN. TIN OVER
50 MICROINCHES (1.27 MICROMETERS) MIN. NICKEL UNDERPLATE.
3. PARTS CONFORM TO PRODUCT SPECIFICATION PS-42219-0001.
4. PACKAGING: SEE LEGEND.
5. KINK DIRECTION:
2 THROUGH 7 CKTS: ADJACENT PINS KINKED IN
OPPOSING DIRECTIONS.
8 THROUGH 15 CKTS: TWO END PINS ON EACH END
KINKED IN THE SAME DIRECTION.
CENTER PINS WITHOUT KINKS.
6. PARTS CONFORM TO CLASS 'B' REQUIREMENTS OF COSMETIC
SPEC PS-45499-002.

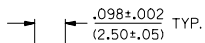
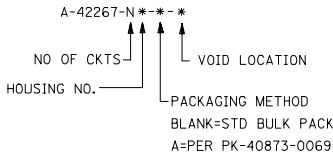
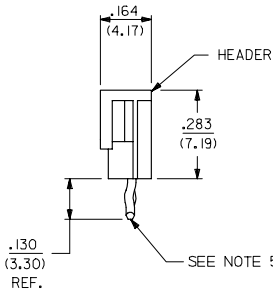
NO. OF CKTS.	KINK LOCATION	DIM. A	DIM. B
2	1,2	.292/(7.42)	.098/(2.50)
3	1,2,3	.391/(9.92)	.197/(5.00)
4	1,2,3,4	.489/(12.42)	.295/(7.50)
5	1,2,3,4,5	.587/(14.92)	.394/(10.00)
6	1,2,3,4,5,6	.685/(17.40)	.492/(12.50)
7	1,2,3,4,5,6,7	.783/(19.90)	.591/(15.00)
8	1,2,7,8	.882/(22.40)	.689/(17.50)
9	1,2,8,9	.980/(24.90)	.787/(20.00)
10	1,2,9,10	1.079/(27.40)	.886/(22.50)
11	1,2,10,11	1.177/(29.90)	.984/(25.00)
12	1,2,11,12	1.276/(32.40)	1.083/(27.50)
13	1,2,12,13	1.374/(34.90)	1.181/(30.00)
14	1,2,13,14	1.472/(37.40)	1.280/(32.50)
15	1,2,14,15	1.571/(39.90)	1.378/(35.00)



CIRCUIT NO. 1 IDENTIFIER



VOIDED CKT
SEE CHART FOR LOCATION



PCB HOLE LAYOUT: COMPONENT SIDE
RECOMMENDED PCB THICKNESS: .062/(1.57)

ADD NOTE 6 EC NO: UCP2007-2798 2007/05/02 DRAWN: KIPPER 2007/05/04 CHKD: AELHAG 2007/05/23 APPR: F SMITH	DESCRIPTION	QUALITY SYMBOLS	GENERAL TOLERANCES (UNLESS SPECIFIED)		DIMENSION STYLE		SCALE	DESIGN UNITS	THIRD ANGLE PROJECTION											
		$\nabla=0$ $\sphericalangle=0$	<table border="1"> <tr> <th></th> <th>mm</th> <th>INCH</th> </tr> <tr> <td>4 PLACES</td> <td>± ---</td> <td>± ---</td> </tr> <tr> <td>3 PLACES</td> <td>± ---</td> <td>± .010</td> </tr> <tr> <td>2 PLACES</td> <td>± 0.25</td> <td>± .014</td> </tr> <tr> <td>1 PLACE</td> <td>± 0.36</td> <td>± ---</td> </tr> </table>		mm	INCH	4 PLACES	± ---	± ---	3 PLACES	± ---	± .010	2 PLACES	± 0.25	± .014	1 PLACE	± 0.36	± ---	IN/MM	---
	mm	INCH																		
4 PLACES	± ---	± ---																		
3 PLACES	± ---	± .010																		
2 PLACES	± 0.25	± .014																		
1 PLACE	± 0.36	± ---																		
DRAFT WHERE APPLICABLE MUST REMAIN WITHIN DIMENSIONS			DRAWN BY: GUZIK DATE: 01/17/89 CHECKED BY: EDGLEY DATE: 01/17/89 APPROVED BY: LENZ DATE: 01/17/89		TITLE: 2.5 MM HEADER ASSEMBLY		MOLEX INCORPORATED													
MATERIAL NO. SEE CHART			SIZE: A		DOCUMENT NO. SDA-42267-*		SHEET NO. 1 OF 4													

tb_frame_A_P_ME_T
Rev. D 2004/04/02

5 4 3 2 1

A-42267-NA-*				A-42267-NB-*				A-42267-NC-*			
OPTIONS	HOUSING	42249-N		OPTIONS	HOUSING	42249-NA		OPTIONS	HOUSING	42249-NB	
	COLOR	NATURAL			COLOR	BLUE			COLOR	BROWN	
	PIN NO	45613-0006			PIN NO	45613-0006			PIN NO	45613-0006	
	PLATING	154			PLATING	154			PLATING	154	
Ckt	Material No	Engineering No	Void Ckts	Ckt	Material No	Engineering No	Void Ckts	Ckt	Material No	Engineering No	Void Ckts
2	22-43-8020	A-42267-2A		2	22-43-8023	A-42267-2B		2	50-34-8534	A-42267-2C	
3	22-43-8030	A-42267-3A		3	22-43-8033	A-42267-3B		3		A-42267-3C	
4	22-43-8040	A-42267-4A		4		A-42267-4B		4		A-42267-4C	
5	22-43-8050	A-42267-5A		5		A-42267-5B		5		A-42267-5C	
6	22-43-8060	A-42267-6A		6	22-43-8063	A-42267-6B		6		A-42267-6C	
7	22-43-8070	A-42267-7A		7		A-42267-7B		7		A-42267-7C	
8	22-43-8080	A-42267-8A		8		A-42267-8B		8		A-42267-8C	
9	22-43-8090	A-42267-9A		9		A-42267-9B		9		A-42267-9C	
10	22-43-8100	A-42267-10A		10	22-43-8103	A-42267-10B		10		A-42267-10C	
11	22-43-8110	A-42267-11A		11		A-42267-11B		11		A-42267-11C	
12	22-43-8120	A-42267-12A		12		A-42267-12B		12		A-42267-12C	
13	22-43-8130	A-42267-13A		13		A-42267-13B		13		A-42267-13C	
14	22-43-8140	A-42267-14A		14		A-42267-14B		14		A-42267-14C	
15	22-43-8150	A-42267-15A		15		A-42267-15B		15		A-42267-15C	
		A-42267-10A-6	6								
		A-42267-15A-3	3								
		A-42267-7A-2	2								
	22-44-8030	A-42267-3A-2	2								
REV: Q1	ECR/ECN INFORMATION: EC NO: UCP2007-1449 DATE: 12/19/2006			TITLE: 2.5 MM HEADER ASSEMBLY					SHEET No. - 2 -		
DOCUMENT NUMBER: SDA-42267-*				CREATED / REVISED BY: ELHAG			CHECKED BY: LSCHMIDT		APPROVED BY: FSMITH		
<small>TEMPLATE FILENAME: PRODUCT_SPEC\SIZE_AJ(V.1).DOC</small>											

A-42267-ND-*				A-42267-NE-*				A-42267-NF-*				
OPTIONS	HOUSING	42249-NR		OPTIONS	HOUSING	42249-NC		OPTIONS	HOUSING	42249-ND		
	COLOR	RED			COLOR	ORANGE			COLOR	YELLOW		
	PIN NO	45613-0006			PIN NO	45613-0006			PIN NO	45613-0006		
	PLATING	154			PLATING	154			PLATING	154		
Ckt	Material No	Engineering No	Void Ckts	Ckt	Material No	Engineering No	Void Ckts	Ckt	Material No	Engineering No	Void Ckts	
2	22-43-8021	A-42267-2D		2	22-43-8025	A-42267-2E		2	22-43-8024	A-42267-2F		
3	22-43-8031	A-42267-3D		3	22-43-8035	A-42267-3E		3	22-43-8034	A-42267-3F		
4	22-43-8041	A-42267-4D		4	22-43-8045	A-42267-4E		4	22-43-8044	A-42267-4F		
5	22-43-8051	A-42267-5D		5	22-43-8055	A-42267-5E		5	22-43-8054	A-42267-5F		
6	22-43-8061	A-42267-6D		6	22-43-8065	A-42267-6E		6	22-43-8064	A-42267-6F		
7	22-43-8071	A-42267-7D		7	22-43-8075	A-42267-7E		7		A-42267-7F		
8	22-43-8081	A-42267-8D		8	22-43-8085	A-42267-8E		8		A-42267-8F		
9	22-43-8091	A-42267-9D		9	22-43-8095	A-42267-9E		9		A-42267-9F		
10	22-43-8101	A-42267-10D		10	22-43-8105	A-42267-10E		10	22-43-8104	A-42267-10F		
11	22-43-8111	A-42267-11D		11	22-43-8115	A-42267-11E		11		A-42267-11F		
12	22-43-8121	A-42267-12D		12	22-43-8125	A-42267-12E		12		A-42267-12F		
13	22-43-8131	A-42267-13D		13	22-43-8135	A-42267-13E		13		A-42267-13F		
14	22-43-8141	A-42267-14D		14	22-43-8145	A-42267-14E		14		A-42267-14F		
15	22-43-8151	A-42267-15D		15	22-43-8155	A-42267-15E		15		A-42267-15F		
REV: Q1	ECR/ECN INFORMATION: EC NO: UCP2007-1449 DATE: 12/19/2006			TITLE: 2.5 MM HEADER ASSEMBLY				SHEET No. - 3 -				
DOCUMENT NUMBER: SDA-42267-*				CREATED / REVISED BY: ELHAG			CHECKED BY: LSCHMIDT		APPROVED BY: FSMITH			
<small>TEMPLATE FILENAME: PRODUCT_SPEC[SIZE_A](V.1).DOC</small>												

A-42249-NG-*				A-42249-NH-*				A-42249-NA-(154)						
OPTIONS	HOUSING	42249-NE			OPTIONS	HOUSING	42249-NG			OPTIONS	HOUSING	42249-N		
	COLOR	GREEN				COLOR	GREY				COLOR	NATURAL		
	PIN NO	45613-0006				PIN NO	45613-0006				PIN NO	45613-0006		
	PLATING	154				PLATING	154				PLATING	154		
Ckt	Material No	Engineering No	Void Ckts	Ckt	Material No	Engineering No	Void Ckts	Ckt	Material No	Engineering No	Void Ckts			
2	22-43-8026	A-42267-2G		2	22-43-8022	A-42267-2H		2	50-34-9252	A-42267-02A-(154)				
3	22-43-8036	A-42267-3G		3	22-43-8032	A-42267-3H		3	50-34-9253	A-42267-03A-(154)				
4	22-43-8046	A-42267-4G		4		A-42267-4H		4	50-34-9254	A-42267-04A-(154)				
5	22-43-8056	A-42267-5G		5		A-42267-5H		5	50-34-9255	A-42267-05A-(154)				
6	22-43-8066	A-42267-6G		6	22-43-8062	A-42267-6H		6	50-34-9256	A-42267-06A-(154)				
7	22-43-8076	A-42267-7G		7		A-42267-7H		7	50-34-9257	A-42267-07A-(154)				
8	22-43-8086	A-42267-8G		8		A-42267-8H		8	50-34-9258	A-42267-08A-(154)				
9	22-43-8096	A-42267-9G		9		A-42267-9H		9	50-34-9259	A-42267-09A-(154)				
10	22-43-8106	A-42267-10G		10		A-42267-10H		10	50-34-9260	A-42267-10A-(154)				
11	22-43-8116	A-42267-11G		11		A-42267-11H		11	50-34-9261	A-42267-11A-(154)				
12	22-43-8126	A-42267-12G		12		A-42267-12H		12	50-34-9262	A-42267-12A-(154)				
13	22-43-8136	A-42267-13G		13		A-42267-13H		13	50-34-9263	A-42267-13A-(154)				
14	22-43-8146	A-42267-14G		14		A-42267-14H		14	50-34-9264	A-42267-14A-(154)				
15	22-43-8156	A-42267-15G		15		A-42267-15H		15	50-34-9265	A-42267-15A-(154)				
	22-448076	A-42267-07G-3	3											
REV: Q1	ECR/ECN INFORMATION: EC NO: UCP2007-1449 DATE: 12/19/2006			TITLE: 2.5 MM HEADER ASSEMBLY						SHEET No. - 4 -				
DOCUMENT NUMBER: SDA-42267-*				CREATED / REVISED BY: ELHAG			CHECKED BY: LSCHMIDT			APPROVED BY: FSMITH				
TEMPLATE FILENAME: PRODUCT_SPEC(SIZE_A)(V.1).DOC														