| 版数 REV. | 年月日 DATE | DCN NO. | 変更内容 DESCRIPTION | 製図 DR. | 担当 CHK. | 査閲 APPD. | 承認 APPD. |
|---|---|---|---|---|---|---|---|
| 2 | 30.Jul.1999 | 44507 | ADDED SINK RELIEF | | N.OGAWA | A.Ohno | Y.Ichiyama |
| | | | | | | | |
| | | | | | | | |

図面番号(DRAWING NO.) SJ033555

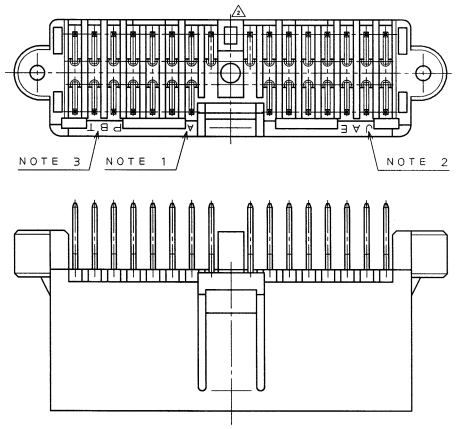


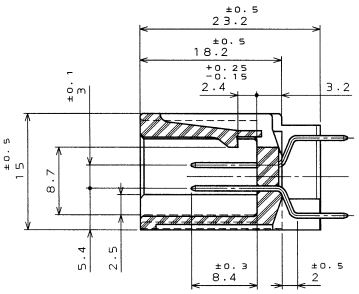


SECT. A−A

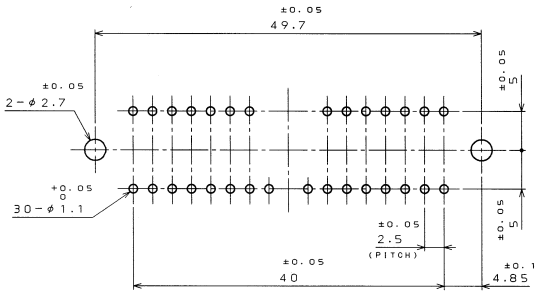


APPLICABLE P.C.B. DIMENTION.(REF.)
基板取付穴寸法(参考)

THICKNESS t1.6
基板厚 t1.6

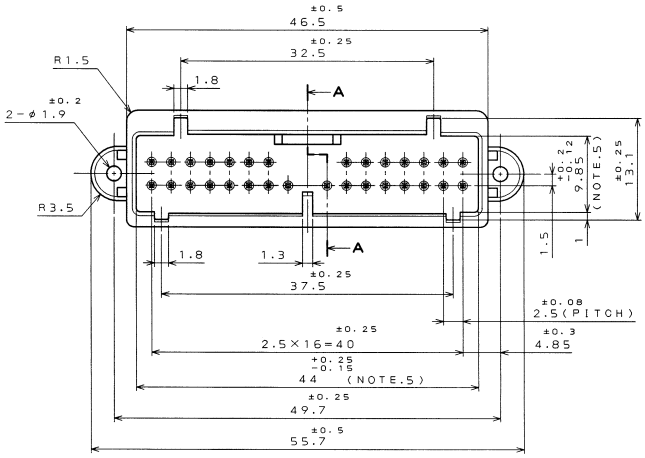


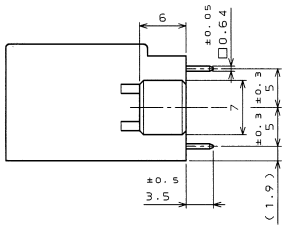


NOTE 1. ENBOSS CAVITY DESIGNATOR.
2. ENBOSS COMPANY LOGO DESIGNATOR.
3. ENBOSS MATERIAL LETTERS.
4. NO PLATING ON THE CHAMFERED ENDS CONTACT.
5. THIS DEMENTION MEANS DISTANCE OF BOTTOM SIDE.

注1. 金型マークを浮き出す.
2. 社標を浮き出す.
3. 材料マークを浮き出す.
4. コンタクト先端部に、メッキは付かない.
5. 本寸法は、実部寸法である.

| 符号 NO. | 名称 DESCRIPTION | 個数 QTY. | 材料 MATERIAL | 仕上 FINISH | 備考 REMARKS |
|---|---|---|---|---|---|
| 2 | CONTACT | 30 | BRASS | TIN PLATED | ——— |
| 1 | INSULATOR | 1 | PBT | ——— | COLOR:GREEN |

仕様書(SPECIFICATION): JACS-1309

一般公差(GENERAL TOLERANCE)

| 寸法(DIMENSION) | | 角度(ANGLES) |
|---|---|---|
| · | ±0.8 | ×° ± |
| ·× | ±0.4 | ×°×′± |
| ·×× | ± | |
| ·××× | ± | |

第1版(ORIGINAL DATE) 17.Sep.1998

| | |
|---|---|
| 製図 DR. | |
| 担当 CHK. | K.HASEBE |
| 査閲 APPD. | T.KUME |
| 承認 APPD. | Y.ICHIYAMA |

尺度(SCALE) 2:1 | IL-AG7

名称(TITLE) IL-AG7-30P-D3T2 PIN HEADER

重量(WEIGHT)

JAPAN AVIATION ELECTRONICS INDUSTRY, LTD.
日本航空電子工業株式会社

図面番号(DRAWING NO.) SJ033555

版数(REV.) 2

SIZE A3

CDS-98-110-10461

DOF-C-2120(98.02)

JAE CONNECTOR.COM
Reference Only

JAE Connector Div. Proprietary.
Copyright©Japan Aviation Electronics Industry,Ltd.

本図面は日本航空電子工業(株)の所有する情報を含むもので当社の許可なく複製を禁止する.
THIS DRAWING CONTAINS INFORMATION THAT IS PROPRIETARY TO JAE AND CAN NOT BE REPRODUCED WITHOUT WRITTEN CONSENT OF JAE.

Downloaded from Elcodis.com electronic components distributor