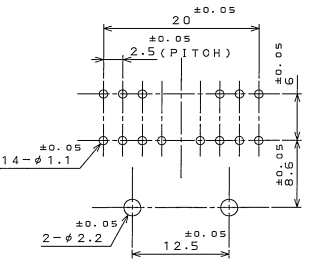
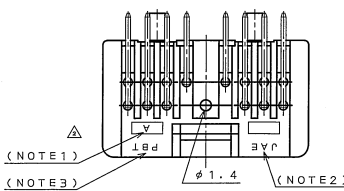
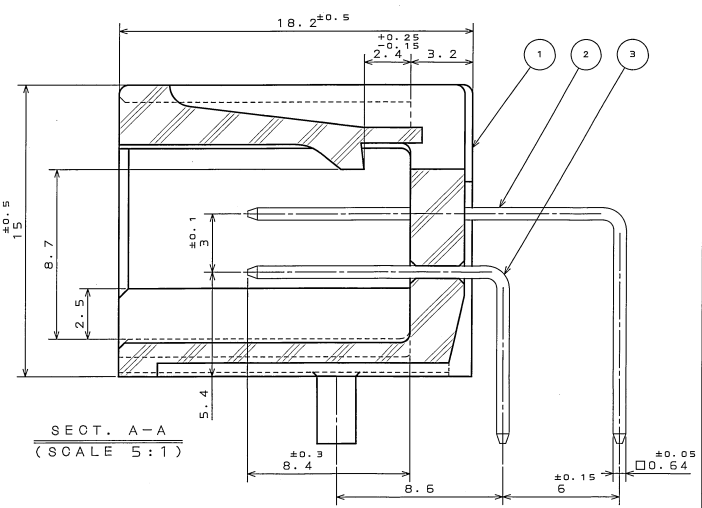
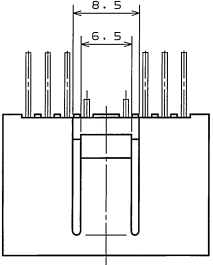


552E208
(DRAWING NO.)

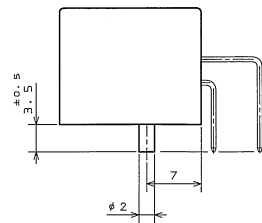
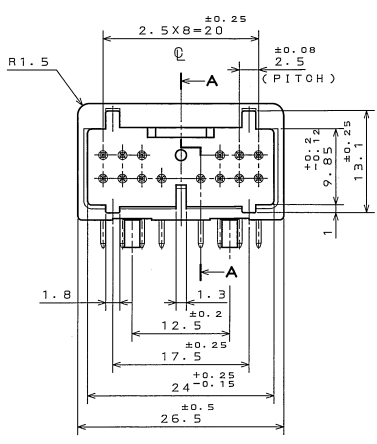
版数 REV.	年月日 DATE	図番 DCN NO.	変更内容 DESCRIPTION	製図 DR.	担当 CHK.	査閲 APPD.	承認 APPD.
2	18.06.1989	26261	ADDITION OF PARTS ABSORBING SHRINK.		Y.ICHIMOTO	I.IIMORI	K.TAKEDA
3	11.Nov.1997	40966	ADDITION P.C.B.HOLE PATTERNS AND RETRAGE.		N.OGAWA	T.TOTANI	I.IIMORI
4	8.Sep.2003	053208	CHANGED ENGLISH NOTES		S.HARA	<i>T. Hara</i>	<i>Hayashi</i>



P.C.B. HOLE PATTERNS (REF.)
基板取付寸法(参考)



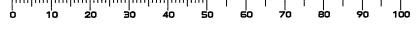
- △ NOTE1. MOLD CAVITY DESIGNATOR APPEARS IN RAISED LETTERS.
 2. COMPANY LOGO "JAE" APPEARS IN RAISED LETTERS.
 3. MATERIAL MARK APPEARS IN RAISED LETTERS.
 △ 4. CONTACT TIP IS NOT PLATED AT POINT OF BREAK OFF.
 注1. 金型マークを浮き出す。
 2. 社標を浮き出す。
 3. 材料マークを浮き出す。
 4. コンタクト先端部に、めっきは付かない。



3	CONTACT B	8	BRASS	TIN PLATING	
2	CONTACT A	6	BRASS	TIN PLATING	
1	INSULATOR	1	P B T		COLOR: GREEN
符号 No.	名称 DESCRIPTION	個数 QTY.	材料 MATERIAL	仕上 FINISH	備考 REMARKS
仕様書 (SPECIFICATION)	JACS-1309- JAHL-1309- △		11.Nov.1988	2:1 IL-A95	日本航空電子工業株式会社
公差 (GENERAL TOLERANCE)		製図 DR.	H.TSUCHIYA	名称 (TITLE)	JAE ELECTRONICS INDUSTRY, LTD.
寸法 (DIMENSION)		担当 CHK.	Y.ICHIMOTO	IL-A95-14P -D3L2-A	図面番号 (DRAWING NO.)
角度 (ANGLES)		製図 APPD.	I.IIMORI	重量 (WEIGHT)	図面番号 (DRAWING NO.)
. ± 0.2	X° ±	承認 APPD.	K.TAKEDA		版数 (REV.)
.X ± 0.2	X° ±				4
.XX ±					
.XXX ±					

JAE CONNECTOR DIV. PROPRIETARY.
COPYRIGHT (C) 1988, JAPAN AVIATION ELECTRONICS INDUSTRY, LTD.

DOF-0-212E(03.08)



SIZE A3