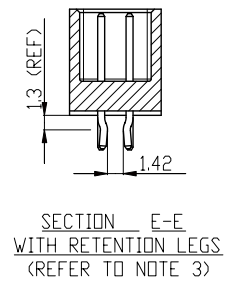
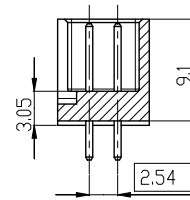
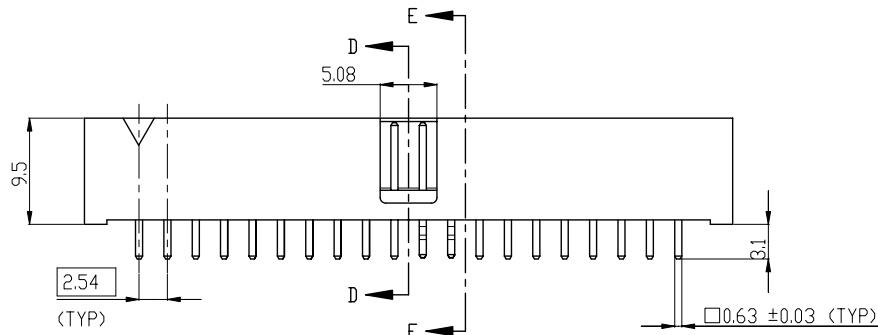
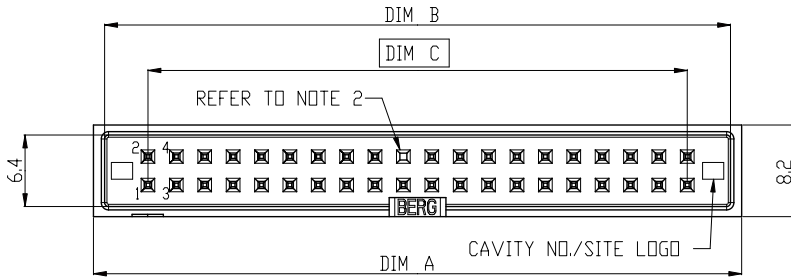


PRODUCT NO
SEE TABLE

REV	DESCRIPTION	REV'D BY	DATE
D	ECR S60323	SPYKE	06DEC1996
E	ECR S70303	SPYKE	23DEC1997
F	ECR S70354	SPYKE	15DEC1997
G	ECR S80249	SPYKE	10NOV1998
H	ECR N10128	MING CHENG	17JUL2001
J	ECR N04-0037	ZHENG CAI TAO	12AUG2004
K	ECR N05-0026	ZHENG CAI TAO	1FEB2005



ALL RIGHT RESERVED. REPRODUCTION OR ISSUE TO THIRD PARTIES IN ANY FORM WHATEVER IS NOT PERMITTED WITHOUT WRITTEN AUTHORITY FROM THE PROPRIETOR. PROPERTY OF F. C. I. COPYRIGHT F. C. I.

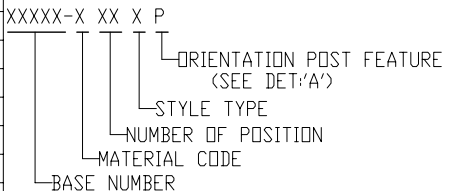
CUSTOMER COPY			THIRD ANGLE PROJECTION		A FCI	
DO NOT SCALE DRAWING			DIMENSIONAL LIMITS APPLY AFTER PLATING (IF SPECIFIED)		DESCRIPTION	
GENERAL TOLERANCE			NAME DATE		QUICKIE STRAIGHT 4-WALL SLIMLINE HEADER	
MILLIMETER	INCH	ANGLE	DRAWN	Zhengcai Tao	1FEB 05	SCALE
XX ±0.25	XX ±0.010	±3°	CHECKED	Zhengcai Tao	1FEB 05	SIZE
X.XX ±0.13	XXX ±0.005		APPROVED	Jason Zhou	1FEB 05	DRAWING NO.
X.XXX±0.05	XXXX±0.008					69064
						REV
						K
						SHEET
						1 of 3

PDM: Rev:K

STATUS Released

Printed: Apr 12, 2011

4		3			2		1
PRODUCT NO	POSITION	RETENTIVE	POST OMISSION	DIMENSION 'A'	DIMENSION 'B'	DIMENSION 'C'	PIN PLAT'G
69064-X01	2 X 17	NO	PIN 03	50.4	48.4	40.64	15 u"GXT
69064-X02	2 X 17	YES (SEE NOTE 3)	PIN 03	50.4	48.4	40.64	15 u"GXT
69064-X03	2 X 20	NO	PIN 20	58.0	56.0	48.26	15 u"GXT
69064-X04	2 X 20	YES (SEE NOTE 3)	PIN 20	58.0	56.0	48.26	15 u"GXT
69064-X05	2 X 5	NO	PIN 10	19.9	18.0	10.16	15 u"GXT
69064-X06	2 X 5	YES (SEE NOTE 3)	PIN 10	19.9	18.0	10.16	15 u"GXT
69064-X07	2 X 10	NO	PIN 20	32.6	30.7	22.86	15 u"GXT
69064-X08	2 X 10	YES (SEE NOTE 3)	PIN 20	32.6	30.7	22.86	15 u"GXT
69064-X09	2 X 10	NO	NO	32.6	30.7	22.86	15 u"GXT
69064-X10	2 X 8	NO	PIN 16	27.5	25.5	17.78	15 u"GXT
69064-X11	2 X 8	YES (SEE NOTE 3)	PIN 16	27.5	25.5	17.78	15 u"GXT
69064-X12	2 X 10	YES (SEE NOTE 3)	PIN 14	32.6	30.7	22.86	15 u"GXT
69064-X13	2 X 17	YES (SEE NOTE 3)	NO	50.4	48.4	40.64	15 u"GXT
69064-X14	2 X 17	YES (SEE NOTE 3)	PIN 20	50.4	48.4	40.64	15 u"GXT
69064-X15	2 X 25	NO	NO	70.8	68.8	60.96	15 u"GXT
69064-X16	2 X 25	YES (SEE NOTE 3)	NO	70.8	68.8	60.96	15 u"GXT
69064-X17	2 X 25	NO	PIN 25	70.8	68.8	60.96	15 u"GXT
69064-X18	2 X 17	NO	PIN 05	50.4	48.4	40.64	15 u"GXT
69064-X19	2 X 17	YES (SEE NOTE 3)	PIN 05	50.4	48.4	40.64	15 u"GXT
69064-X20	2 X 5	YES (SEE NOTE 3)	NO	19.9	18.0	10.16	15 u"GXT
69064-X21	2 X 8	YES (SEE NOTE 3)	NO	27.5	25.5	17.78	15 u"GXT
69064-X22	2 X 20	NO	PIN 25,27 & 28	58.0	56.0	48.26	15 u"GXT
69064-X23	2 X 20	NO	PIN 20	58.0	56.0	48.26	4 u"GOLD
69064-X24	2 X 17	NO	PIN 05	50.4	48.4	40.64	4 u"GOLD

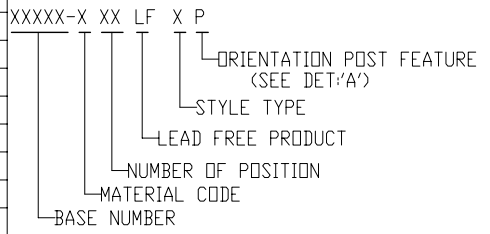


- NOTES:
- HOUSING MATERIAL: REFER TO TABLE AS PER UL 94V-0
TERMINAL MATERIAL: COPPER ALLOY
PLATING SPEC.: REFER TO TABLE
50u" MIN. NICKEL UNDER PLATE.
 - ELIMINATION OF PIN OPTION REFER TO TABLE FOR PIN POLARIZATION.
 - TWO PAIRS OF RETENTIVE LEGS WILL BE KINKED AT TAIL END APPROXIMATELY AT CENTER OF PRODUCT.

PLASTIC MATERIAL:			
CODE	TYPE	COLOR	REMARKS
-0XX	PBT	BLACK	
-1XX	PCT	BLACK	
-2XX	PA46	BLACK	FOR LEAD FREE PROCESS

CUSTOMER COPY		THIRD ANGLE PROJECTION		DIMENSIONAL LIMITS APPLY AFTER PLATING (IF SPECIFIED)													
								DESCRIPTION									
DO NOT SCALE DRAWING		NAME		DATE		QUICKIE STRAIGHT 4-WALL SLIMLINE HEADER											
GENERAL TOLERANCE		DRAWN		CHECKED		SCALE											
<table border="1"> <tr> <td>MILLIMETER</td> <td>INCH</td> <td>ANGLE</td> </tr> <tr> <td>XX ±0.25</td> <td>.XX ±0.010</td> <td rowspan="3">±3°</td> </tr> <tr> <td>XXX ±0.13</td> <td>.XXX ±0.005</td> </tr> <tr> <td>X.XXX±0.05</td> <td>.XXX±0.002</td> </tr> </table>		MILLIMETER	INCH	ANGLE	XX ±0.25	.XX ±0.010	±3°	XXX ±0.13	.XXX ±0.005	X.XXX±0.05	.XXX±0.002	Zhengcai Tao		1 FEB 05		2:1	
MILLIMETER	INCH	ANGLE															
XX ±0.25	.XX ±0.010	±3°															
XXX ±0.13	.XXX ±0.005																
X.XXX±0.05	.XXX±0.002																
		APPROVED		Jason Zhou		1 FEB 05											
ALL RIGHT RESERVED. REPRODUCTION OR ISSUE TO THIRD PARTIES IN ANY FORM WHATEVER IS NOT PERMITTED WITHOUT WRITTEN AUTHORITY FROM THE PROPRIETOR. PROPERTY OF F C I. COPYRIGHT F C I.		PDM: Rev:K		STATUS Released		Printed: Apr 12, 2011											

PRODUCT NO	POSITION	RETENTIVE	POST OMISSION	DIMENSION 'A'	DIMENSION 'B'	DIMENSION 'C'	PIN PLAT'G
69064-201LF	2 X 17	NO	PIN 03	50.4	48.4	40.64	15 u"GXT
69064-202LF	2 X 17	YES (SEE NOTE 3)	PIN 03	50.4	48.4	40.64	15 u"GXT
69064-203LF	2 X 20	NO	PIN 20	58.0	56.0	48.26	15 u"GXT
69064-204LF	2 X 20	YES (SEE NOTE 3)	PIN 20	58.0	56.0	48.26	15 u"GXT
69064-205LF	2 X 5	NO	PIN 10	19.9	18.0	10.16	15 u"GXT
69064-206LF	2 X 5	YES (SEE NOTE 3)	PIN 10	19.9	18.0	10.16	15 u"GXT
69064-207LF	2 X 10	NO	PIN 20	32.6	30.7	22.86	15 u"GXT
69064-208LF	2 X 10	YES (SEE NOTE 3)	PIN 20	32.6	30.7	22.86	15 u"GXT
69064-209LF	2 X 10	NO	NO	32.6	30.7	22.86	15 u"GXT
69064-210LF	2 X 8	NO	PIN 16	27.5	25.5	17.78	15 u"GXT
69064-211LF	2 X 8	YES (SEE NOTE 3)	PIN 16	27.5	25.5	17.78	15 u"GXT
69064-212LF	2 X 10	YES (SEE NOTE 3)	PIN 14	32.6	30.7	22.86	15 u"GXT
69064-213LF	2 X 17	YES (SEE NOTE 3)	NO	50.4	48.4	40.64	15 u"GXT
69064-214LF	2 X 17	YES (SEE NOTE 3)	PIN 20	50.4	48.4	40.64	15 u"GXT
69064-215LF	2 X 25	NO	NO	70.8	68.8	60.96	15 u"GXT
69064-216LF	2 X 25	YES (SEE NOTE 3)	NO	70.8	68.8	60.96	15 u"GXT
69064-217LF	2 X 25	NO	PIN 25	70.8	68.8	60.96	15 u"GXT
69064-218-LF	2 X 17	NO	PIN 05	50.4	48.4	40.64	15 u"GXT
69064-219LF	2 X 17	YES (SEE NOTE 3)	PIN 05	50.4	48.4	40.64	15 u"GXT
69064-220LF	2 X 5	YES (SEE NOTE 3)	NO	19.9	18.0	10.16	15 u"GXT
69064-221LF	2 X 8	YES (SEE NOTE 3)	NO	27.5	25.5	17.78	15 u"GXT
69064-222LF	2 X 20	NO	PIN 25,27 & 28	58.0	56.0	48.26	15 u"GXT
69064-223LF	2 X 20	NO	PIN 20	58.0	56.0	48.26	4 u"GOLD
69064-224LF	2 X 17	NO	PIN 05	50.4	48.4	40.64	4 u"GOLD



- NOTES:
- HOUSING MATERIAL: REFER TO TABLE AS PER UL 94V-0
TERMINAL MATERIAL: COPPER ALLOY
PLATING SPEC.: REFER TO TABLE
50u" MIN. NICKEL UNDER PLATE.
 - ELIMINATION OF PIN OPTION REFER TO TABLE FOR PIN POLARIZATION.
 - TWO PAIRS OF RETENTIVE LEGS WILL BE KINKED AT TAIL END APPROXIMATELY AT CENTER OF PRODUCT.

PLASTIC MATERIAL:			
CODE	TYPE	COLOR	REMARKS
-0XX	PBT	BLACK	
-1XX	PCT	BLACK	
-2XX	PA46	BLACK	FOR LEAD FREE PROCESS

CUSTOMER COPY		THIRD ANGLE PROJECTION		FCI	
DO NOT SCALE DRAWING			DIMENSIONAL LIMITS APPLY AFTER PLATING (IF SPECIFIED)		
GENERAL TOLERANCE			NAME	DATE	
MILLIMETER	INCH	ANGLE	DRAWN Zhengcai Tao	1 FEB 05	
X.X ±0.25	.XX ±0.010		CHECKED Zhengcai Tao	1 FEB 05	
X.XX ±0.13	.XXX ±0.005	±3°	APPROVED Jason Zhou	1 FEB 05	
X.XXX±0.05	.XXXX±0.008		DESCRIPTION QUICKIE STRAIGHT 4-WALL SLIMLINE HEADER		
ALL RIGHT RESERVED. REPRODUCTION OR ISSUE TO THIRD PARTIES IN ANY FORM WHATEVER IS NOT PERMITTED WITHOUT WRITTEN AUTHORITY FROM THE PROPRIETOR. PROPERTY OF F C I. COPYRIGHT F C I.			SCALE 2:1	SIZE A4	DRAWING NO. 69064
			REV K	SHEET 3	OF 3