

PRODUCT NUMBER  
75189-YXX-XXLF

WHEN REQUIRED, ADD SUFFIX LETTER "LF"  
INDICATES THE PRODUCT IS RoHS COMPLIANT  
& COMPATIBLE, SEE NOTE 7  
NUMBER OF CONTACTS, 2 TO 18.

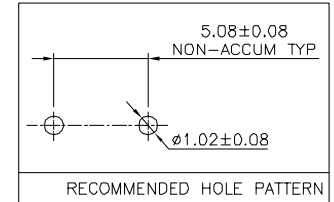
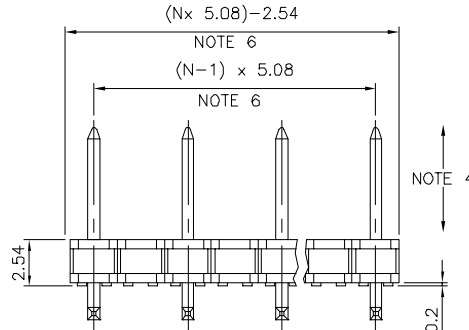
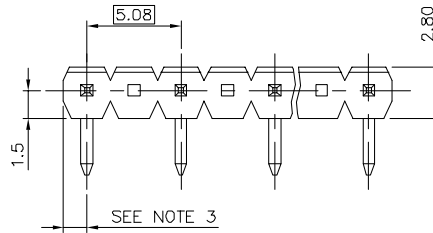
STYLE	"A"±0.2	"B"±0.35	"J" REF
01	5.72	2.57	9.65
13	5.72	3.45	9.65

PLATING:

1 = 0.76µm FULL GOLD, OVER 1.27µm Ni MIN

NOTES:

- HOUSING MAT'L : HIGH TEMPERATURE THERMOPLASTIC FLAME RETARDANT PER UL94-V0, COLOR BLACK.
- PIN MATERIAL : PHOSPHOR BRONZE.
- DIM 1.27-<sup>+0.03</sup>-8.13 FOR MOULDED SIDE(S) ONLY. IF SIDE(S) ARE BROKEN, DIM 1.02 TO 1.7 MAX APPLIES.
- PIN PUSH OUT FORCE : 12N MIN.
- PRODUCT PACKAGED IN POLY BAGS.
- TO DETERMINE DIMENSIONS :  
N = NUMBER OF CONTACTS
- RoHS COMPATIBLE PRODUCT SPECIFICATIONS
  - a - SUFFIX "LF" IS ADDED JUST FOR EASY LEADFREE IDENTIFICATION.
  - b - MANUFACTURING PROCESS COMPATIBILITY
    - THE HOUSING WILL WITHSTAND EXPOSURE TO 260°C ±5°C SOLDER BATH TEMPERATURE FOR 5 SECONDS IN A WAVE SOLDER APPLICATION WITH A 1.6mm MIN THICK CIRCUIT BOARD.
    - MEETS PACKAGING SPECS AS PER GS-14-920
  - c - LABELING:
  - d - LEGAL STATEMENT: SEE GS-22-008



mat'l. code	surface	tolerance	projection	product family
Ltr	ISO 1932	ISO 416 ISO 1101		BSTIK
ecn no	tolerances unless otherwise specified		mm	title
dr	angles	linear	scale 5:1	HEADER,SR,RA, POL 5.08mm
date				dwg no
91.02.25				75189
05.06.09				sheet 1 of 1
06.06.20				size
				A3
				type
				CUSTOMER Drawing
sheet index	revision sheet			