

4

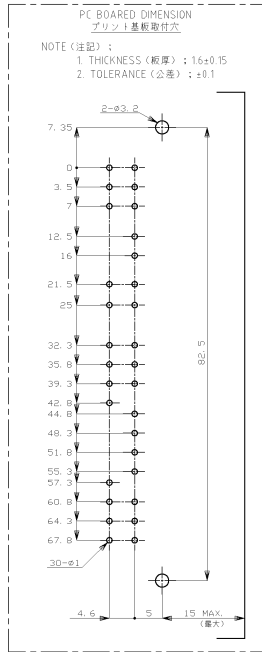
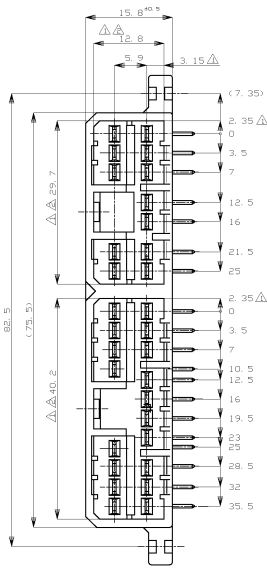
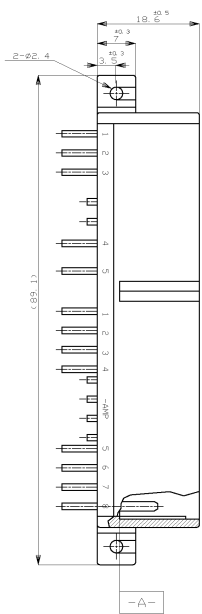
3

2

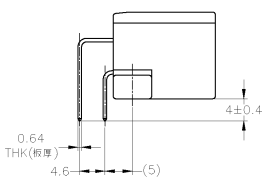
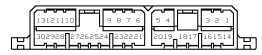
1

THIS DRAWING IS UNPUBLISHED.
 本図は未公表図面です。
 著作権 © 1997 BY TYCO ELECTRONICS CORPORATION. ALL RIGHTS RESERVED.

REV. NO.	DATE	DESCRIPTION	BY	CHK	APP'D
J					
H3		REVISED			



- △ 面より2mmの範囲で測定。
- △ 指手ハジツクと所定の機能を満足して嵌合できること
- △ プリント基板への取付は、JIS B1115又は1122 M3×6ナベ (2種又は4種) のタップピンネジで締付けた後ハンダ付する (締付けトルク: 0.4N・m 以下)
- △ 回路番号: 下図参照のこと。
- △ TO BE MEASURED BETWEEN [] AND 2
- △ TO BE MATE WITH PLUG HSG SMOOTHLY
- △ TO BE USE M3 TAPPING SCREW JIS B1115 OR 1122 (TYPE 2 OR 4) BEFORE SOLDER (CIRCUIT NUMBER)



HB	1~30 (空極)	SELECTIVE-TIN (MATT)	SELECTIVE GOLD	WHITE	2-5173866-1
	1~30 (空極)	TIN-LEAD	SELECTIVE GOLD	GREEN	2-173866-4
		SEE 4-173866-2			4-173866-2
		SEE 4-173866-1			4-173866-1
V-2		PRE-TIN		WHITE	9-173866-1
HB	1~30 (空極)	TIN-LEAD	SELECTIVE GOLD	WHITE	2-173866-1
			PRE-TIN	GRAY	173866-6
			PRE-TIN	GREEN	173866-4
		PRE-TIN		WHITE	173866-1
FLAMMABILITY OF MATERIAL 使用材料難燃グレード	空約ニメタテ回路NO SELECTIVE GOLD CIRCUIT NO.	SOLDERING SIDE 手付け部	CONTACT SIDE コネクタトコ出し 接触部側	色 COLOR	型番 PART NUMBER
THIS DRAWING IS A CONTROLLED DOCUMENT 使用材料難燃グレード		AW T. SHINOHARA 1995P03	CHW K. BETSUJI 1995P03	Tyco Electronics Corporation Kawasaki, Japan	
DIMENSIONS: 単位: mm		CHECKED/DESIGNED: 訂正/設計		070 SERIES MULTI-LOCK I/O CONNECTOR 30POSITION CAP HOUSING ASSEMBLY	
TOLERANCE UNLESS OTHERWISE SPECIFIED 公差 0~5 : ±0.2 10~30 : ±0.25 30~100 : ±0.3 角度 : ±3°		DRAWN: K. BETSUJI 1995P03		SIZE: CASE CODE (DRAWING NO) A2 00779	
MATERIAL HOUSING: PBT CONTACT: BRASS		FINISH 仕上げ		WEIGHT: 16.4g	
		SEE TABLE		CUSTOMER DRAWING	
				SCALE: 2.1 SHEET 1 OF 1 REV: H3	