

4

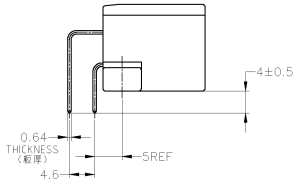
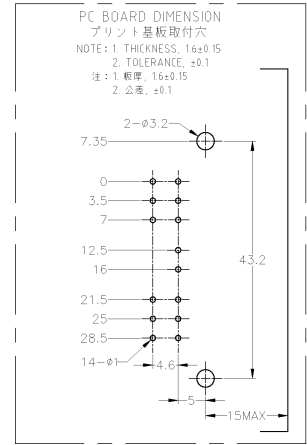
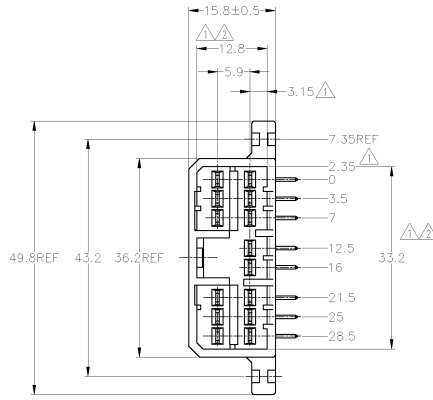
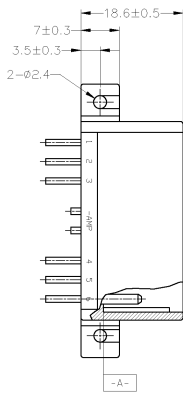
3

2

1

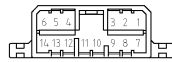
THIS DRAWING IS UNPUBLISHED.  
 本図は未公表図面です。  
 著作権 © 1998 BY TYCO ELECTRONICS CORPORATION. ALL RIGHTS RESERVED.

REV. NO.	DATE	DESCRIPTION	BY	CHK	APPV
J					
J1		REVISED			



- △-A- 面より2mmの範囲で測定。
- △ 相手ハウジングと所定の機能を満足して嵌合できること。
- 3. プリント基板への取付は、JIS B1115又は1122、M3×6ナベ（2種又は4種）のタッピングネジで締付けた後ハンダ付する。（締付けトルク4kg-cm以下）
- △ 回路番号：下図参照のこと。

- △ TO BE MEASURED BETWEEN △-A- AND 2.
- △ TO BE MATE WITH PLUG HSG SMOOTHLY.
- 3. TO BE USE M3 TAPPING SCREW JIS B1115 OR 1122 (TYPE 2 OR 4) BEFORE SOLDER
- △ CIRCUIT NUMBER.



V2	PRE-TIN				
HB	SELECTIVE-TIN	PRE-TIN	-	WHITE	9-173860-1
	SELECTIVE-TIN	PRE-TIN	-	WHITE	7-173860-1
	TIN-LEAD	SELECTIVE GOLD	1~14	GREEN	3-173860-1
	TIN-LEAD	SELECTIVE GOLD	1~14	GREEN	2-173860-4
	PRE-TIN	-	-	BLUE	173860-5
	PRE-TIN	-	-	GRAY	173860-6
FLAMMABILITY OF MATERIAL 使用材料難燃グレード	PRE-TIN	-	-	GREEN	173860-4
	PRE-TIN	-	-	WHITE	173860-1
	SOLDERING SIDE 手付け側	CONTACT SIDE 接触部側	GOLD PLATED CIRCUIT NO. 金めっき回路番号	COLOR 色	PART NUMBER 製品型番

TOLERANCES UNLESS OTHERWISE SPECIFIED  
 公差は別記がなければ  
 単位 mm

THIS DRAWING IS A CONTROLLED DOCUMENT  
 本図は管理図面です

DATE 1000E008  
 DWG. 1000E008  
 CHK. K. BETSUJI  
 APPD. 1000E008  
 PRODUCT SPEC. 173-5216  
 APPLICATOR SPEC. 取付仕様書  
 REIGHT -

173860

Tyco Electronics  
 Tyco Electronics AMP K.K.  
 Kawasaki, Japan

070 SERIES MULTI-LOCK I/O CONNECTOR  
 14 POSITION CAP HOUSING ASSEMBLY  
 (H-TYPE)

SIZE CASE CODE DRAWING NO.  
 A2 00779 173860

CUSTOMER DRAWING SCALE 2:1 SHEET 1 OF 1 REV. J1