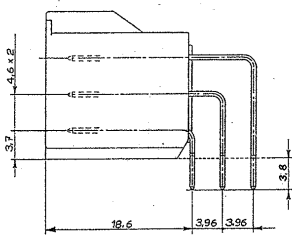


SCALA NON IMPEGNATIVA
(DO NOT SCALE)
DIMENSIONI IN
DIMENSIONS IN

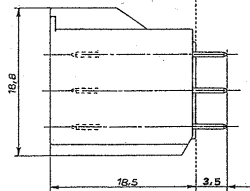
METRIC

PROIEZIONE EUROPEA
(EUROPEAN PROJECTION)

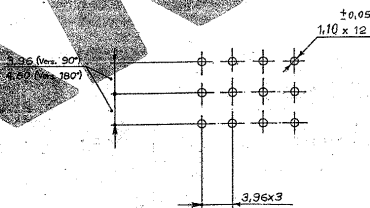
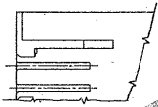
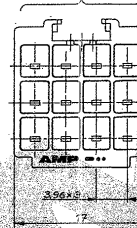
VERSIONE A 90°



VERSIONE A 180°



SEDE PER P/N 176276



Versione a 180°	"	"	282358-1
Versione a 90°	Nero	GF FR PBT	282357-1
	FINITURA / COLORE (FINISH / COLOUR)	MATERIALE (MATERIAL)	NUMERO (PART NUMBER)
CUSTOMER DWG. FOR REFERENCE ONLY		DISEGNO PER CLIENTE SOLO PER RIFERIMENTO	
THIS DRAWING IS UNPUBLISHED		RELEASE FOR PUBLICATION	
© COPYRIGHT 1989 BY AMP INCORPORATED, HARRISBURG, PA. ALL INTERNATIONAL RIGHTS RESERVED. AMP PRODUCTS MAY BE COVERED BY U.S. AND FOREIGN PATENT AND/OR PATENT PENDING.		19	
TOLLERANZE: SE NON DIVERSAMENTE SPECIFICATO (TOLERANCES UNLESS OTHERWISE SPECIFIED)		DIAM. ISOLANTE (INS. DIA. RANGE)	RANGO FILO (WIRE RANGE)
± 0,3			SCALA (SCALE)
ANGOLI (ANGLES) ± 2°		2:1	
B	Modified standoff profile. E700-0274-99	AMP AMP ITALIA S.p.A. Corso F.lli Cervi, 15 COLLENO (TORINO)	
A	Released for product. ECN 0244-94	DESCRIZIONE (DESCRIPTION) 12 positions U.P. Header Hsg.	
REV.	REVISIONI (REVISION RECORD)	LOC.	NUMERO (CAGE NO.)
DIS.	DATA (DATE)	1A3	C-282357
APP.	APP.	REV.	FOGLIO (SHEET)
		B	1 (OF 1)