THIS DRAWING IS UNPUBLISHED. RELEASED FOR PUBLICATION -.-.-
© COPYRIGHT - By - ALL RIGHTS RESERVED

LOC	DIST
GP	00

REVISIONS

P	LTR	DESCRIPTION	DATE	DWN	APVD
	E	REVISED PER ECO-11-003736	17MAR2011	CJV	SLB

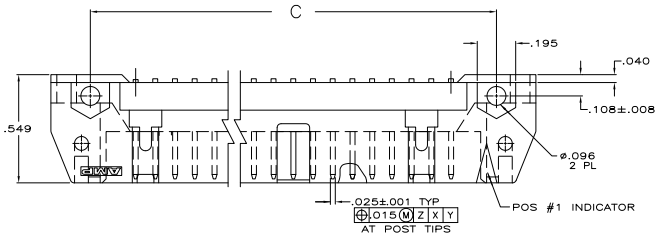

1. NO SNAP-IN POLARIZING FEATURE ON THIS END FOR 10 & 14 POS HEADERS.
2. POSTS: GOLD FLASH OVER PALLADIUM-NICKEL PLATE, .000030 MIN TOTAL ON THE LOCALIZED PLATE AREA, .000100 MIN TIN PLATE ON THE SOLDER-TAIL, .000050 MIN NICKEL UNDERPLATE ON THE ENTIRE POST.
   -OR-
   .000030 MIN GOLD PLATE ON THE LOCALIZED PLATE AREA, .000100 MIN TIN PLATE ON THE SOLDER-TAIL, .000050 MIN NICKEL UNDERPLATE ON THE ENTIRE POST.
3. RECOMMENDED STENCIL THICKNESS EQUALS .010
4. FOR 10 POS.HEADER ONLY, ONE SLOT LOCATED AS SHOWN.
5. MAXIMUM DISTANCE FROM EDGE OF PC BOARD FOR DAISY CHAIN APPLICATIONS
6. MOLDED PARTS: FLAME RETARDANT PCT, UL94V-0 RATED, COLOR RED.
   POSTS: BRASS

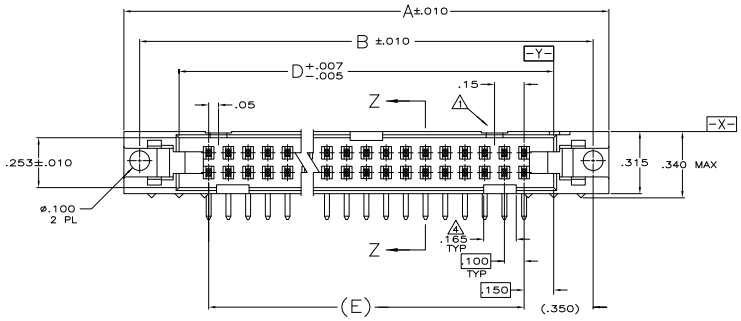

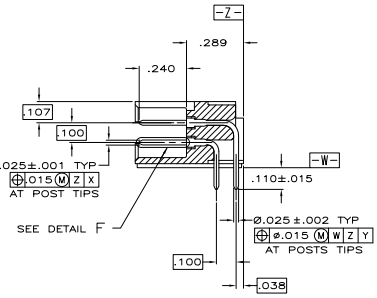

SECTION Z-Z

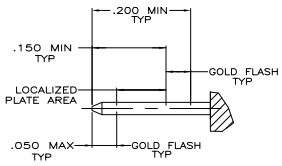

DETAIL F
SCALE 10:1

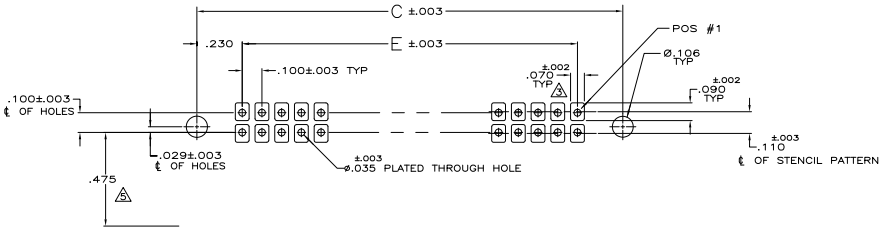

RECOMMENDED
P C BOARD MOUNTING DIMENSIONS

OBSOLETE	E	D	C	B	A	NO. OF POSN	PART NO
	3.100	3.400	3.560	3.80	3.96	64	1-5111105-2
	2.900	3.200	3.360	3.60	3.76	60	1-5111105-1
	2.400	2.700	2.860	3.10	3.26	50	1-5111105-0
	1.900	2.200	2.360	2.60	2.76	40	5111105-9
	1.600	1.900	2.060	2.30	2.46	34	5111105-8
	1.400	1.700	1.860	2.10	2.26	30	5111105-7
	1.200	1.500	1.660	1.90	2.06	26	5111105-6
	1.100	1.400	1.560	1.80	1.96	24	5111105-5
	.900	1.200	1.360	1.60	1.76	20	5111105-4
	.700	1.000	1.160	1.40	1.56	16	5111105-3
	.600	.900	1.060	1.30	1.46	14	5111105-2
	.400	.700	.860	1.10	1.26	10	5111105-1

THIS DRAWING IS A CONTROLLED DOCUMENT.

DIMENSIONS: INCHES

TOLERANCE UNLESS OTHERWISE SPECIFIED: 0 PLC ± - ; 1 PLC ± - ; 2 PLC ± - ; 3 PLC ± - ; 4 PLC ± - ; ANGLES ± -

MATERIAL 6 FINISH 2

DR G. ATTADIA 01-07-98
CHK S. BOLASH 01-07-98
APVD M. WALMSLEY 01-27-98

PRODUCT SPEC 108-40018
APPLICATION SPEC -
WEIGHT -

TE Connectivity

NAME: AMP-LATCH UNIVERSAL HEADER , .025 SQ POST, .100 X .100 CL RIGHT ANGLE. FOR VAPOR-PHASE APPLICATIONS

SIZE A1 CAGE CODE 00779 DRAWING NO C-5111105 RESTRICTED TO -

CUSTOMER DRAWING SCALE 4:1 SHEET 1 OF 1 REV E

4805 (3/11)

Downloaded from Elcodis.com electronic components distributor