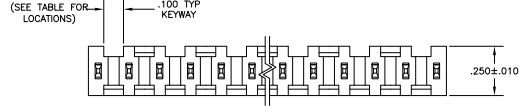
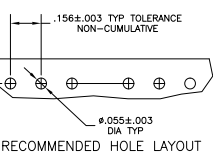
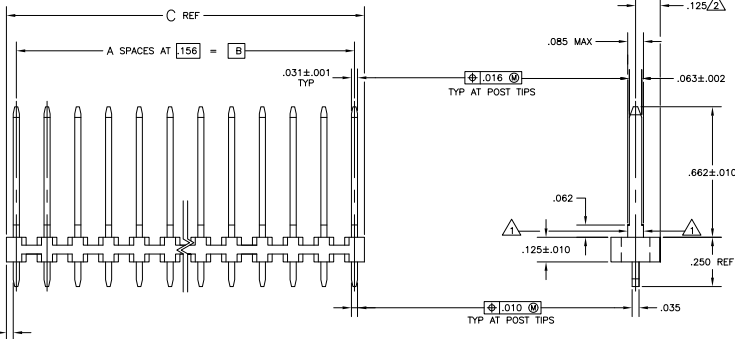


THIS DRAWING IS UNPUBLISHED
 UNLESS INDICATED OTHERWISE
 © 2008 BY TYS ELECTRONICS CORPORATION ALL RIGHTS RESERVED

REV	DATE	DESCRIPTION	BY	CHK	APP
AD	00				
Z1		REVISED PER ECO-09-021826			



- △ THESE SURFACES WILL NOT BE PLATED
- △ THE NOTED DIMENSIONS APPLY AT THE INTERSECTION OF THE POST AND THE HOUSING
- △ OBSOLETE PARTS: OBSOLETE CIS STREAMLINING PER D.RENAUD/D.SINISI



KEYWAY LOCATIONS (REF-SEE TABLE)
 (MATING LENGTH OF POST ON NEAR SIDE)
 SCALE: 2:1

OBSOLETE	NONE	0	5,415	5,304	34	35	3-86469-5
OBSOLETE	NONE	0	5,259	5,148	33	34	3-86469-4
OBSOLETE	NONE	0	5,103	4,992	32	33	3-86469-3
OBSOLETE	NONE	0	4,947	4,836	31	32	3-86469-2
OBSOLETE	NONE	0	4,791	4,680	30	31	3-86469-1
OBSOLETE	NONE	0	4,635	4,524	29	30	3-86469-0
OBSOLETE	NONE	0	4,479	4,368	28	29	2-86469-9
OBSOLETE	NONE	0	4,323	4,212	27	28	2-86469-8
OBSOLETE	NONE	0	4,167	4,056	26	27	2-86469-7
OBSOLETE	NONE	0	4,011	3,900	25	26	2-86469-6
OBSOLETE	A,C,E,H,K,M,Q,S,U,W,Y	11	3,855	3,744	24	25	2-86469-5
OBSOLETE	A,C,E,G,J,L,N,Q,S,U,W,Y	12	3,699	3,588	23	24	2-86469-4
OBSOLETE	A,D,G,K,N,R,U,X	8	3,543	3,432	22	23	2-86469-3
OBSOLETE	A,C,E,G,J,L,N,Q,S,U,W	11	3,387	3,276	21	22	2-86469-2
OBSOLETE	A,D,G,K,N,R,S	7	3,231	3,120	20	21	2-86469-1
OBSOLETE	A,C,E,G,J,L,N,Q,S,U	10	3,075	2,964	19	20	2-86469-0
OBSOLETE	B,D,F,J,L,N,Q,S	8	2,919	2,808	18	19	1-86469-9
OBSOLETE	A,D,F,J,M,P,S	7	2,763	2,652	17	18	1-86469-8
OBSOLETE	A,D,G,K,N,R	6	2,607	2,496	16	17	1-86469-7
OBSOLETE	A,C,E,G,J,L,N,Q	8	2,451	2,340	15	16	1-86469-6
OBSOLETE	A,D,G,K,N	5	2,295	2,184	14	15	1-86469-5
OBSOLETE	A,C,E,G,J,L,N	7	2,139	2,028	13	14	1-86469-4
OBSOLETE	A,D,G,M	4	1,983	1,872	12	13	1-86469-3
OBSOLETE	A,C,E,G,J,L	6	1,827	1,716	11	12	1-86469-2
OBSOLETE	A,D,G,K	4	1,671	1,560	10	11	1-86469-1
OBSOLETE	A,C,E,G,J	5	1,515	1,404	9	10	1-86469-0
OBSOLETE	A,D,G	3	1,359	1,248	8	9	86469-9
OBSOLETE	A,C,E,G	4	1,203	1,092	7	8	86469-8
OBSOLETE	A,C,E	3	1,047	936	6	7	86469-7
OBSOLETE	A,C,E	3	.891	.780	5	6	86469-6
OBSOLETE	A,D	2	.735	.624	4	5	86469-5
OBSOLETE	A,C	2	.579	.468	3	4	86469-4
OBSOLETE	A	1	.423	.312	2	3	86469-3
OBSOLETE	NONE	0	.267	.156	1	2	86469-2
OBSOLETE	NONE	0	.111	-	1	1	86469-1

KEYWAY LOCATIONS	NO OF KEYWAY	C	B	A	NO OF POSN	ASSEMBLY PART NUMBER

MATERIAL HOUSING-FLAME RETARDANT THERMOPLASTIC, COLOR - BLACK

THIS DRAWING IS A CONTROLLED DOCUMENT.

INCHES DIMENSIONS UNLESS OTHERWISE SPECIFIED

FINISH POSTS: .000030 GOLD IN CONTACT AREA GOLD FLASH ON REMAINDER OF POST ALL OVER .000030 NICKEL

THIS DRAWING IS A CONTROLLED DOCUMENT. REV. 108-25016

DATE: 10/1/08

SIZE: A1

CUSTOMER DRAWING

Two Electronics Corporation
 Harrisburg, Pa 17106-3608

HEADER ASSEMBLY, MOD L, VERTICAL, SINGLE ROW, 150CL

REVISED TO: 10/1/08