

4

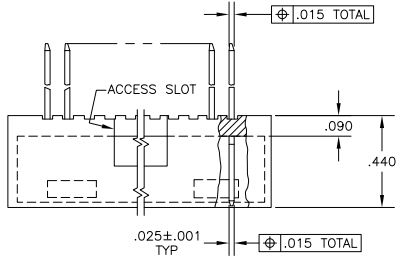
3

2

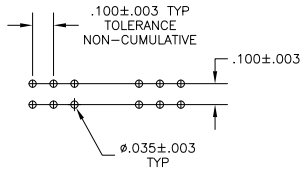
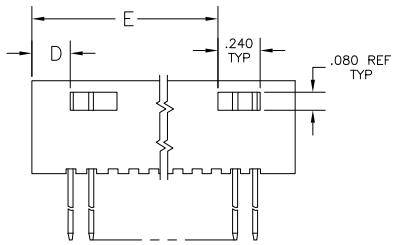
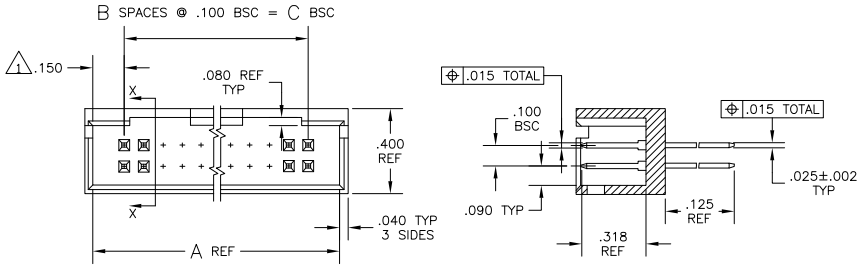
1

THIS DRAWING IS UNPUBLISHED. RELEASED FOR PUBLICATION. ALL RIGHTS RESERVED.

LOC	DIST	REVISIONS		
P	LR	DESCRIPTION	DATE	BY
AD	00			
M2		REVISED PER ECO-11-004917	11MAR11	RK HMR



- 1 WILL ALSO MATE W/OTHER CONNECTORS WHICH ARE COMPATIBLE WITH THE .150 END DIM. WILL MATE W/MOD IV HAVING FOUR EXTRA EMPTY CIRCUITS (TWO EACH END -- EX: 20 POS HDR. POST HDR. WILL MATE W/24 POS. MOD IV HSG.)
- 2 CONTACT: .000100-.000200 BRIGHT TIN-LEAD OVER .000050 NICKEL
- 3 CONTACT: .000100-.000200 MATTE TIN OVER .000050 NICKEL
- 4 OBSOLETE PARTS: OBSOLETE CIS STREAMLINING PER D.RENAUD/D.SINISI



RECOMMENDED HOLE LAYOUT

THIS DRAWING IS A CONTROLLED DOCUMENT.		DATE	12 SEP 75	 TE Connectivity	 RESTRICTED TO
DIMENSIONS:		DATE	12 SEP 75		
INCHES		DATE	15 SEP 75	NAME	HEADER ASSEMBLY MOD II, .100 C/L
OTHER DIMENSIONS:		DATE		APVD	.025 SQUARE POST, W/DETENT
0 PLC		DATE		PRODUCT SPEC	(MATES WITH AMP LATCH OR FFC)
1 PLC		DATE		APPLICATION SPEC	
2 PLC		DATE		HEIGHT	A2
3 PLC		DATE		SIZE	00779
4 PLC		DATE		ONE CODE (FOR WING #)	C-87587
ANGLES		DATE		FINISH	
MATERIAL		DATE		SEE TABLE	
HSG: GLASS FILLED NYLON		DATE		CUSTOMER DRAWING	
COVER: BRASS		DATE		SCALE	3:1
CONTACT: PHOS BRONZE		DATE		SHEET	1 of 2
		DATE		REV	M2

4

3

2

1

THIS DRAWING IS UNPUBLISHED. RELEASED FOR PUBLICATION
 © COPYRIGHT - By - ALL RIGHTS RESERVED.

LOC	DIST	REVISIONS					
AD	00	P	LTR	DESCRIPTION	DATE	BY	APPD
-	-	-	-	SEE SHEET 1	-	-	-

OBSOLETE	3	-	.190	.300	3	.600	8	8-87587-4	
	3	-	.190	.200	2	.500	6	8-87587-3	
	3	3.490	.190	3.500	35	3.800	72	8-87587-2	
	3	3.390	.190	3.400	34	3.700	70	8-87587-1	
	3	3.290	.190	3.300	33	3.600	68	8-87587-0	
	3	3.190	.190	3.200	32	3.500	66	7-87587-9	
	3	3.090	.190	3.100	31	3.400	64	7-87587-8	
	3	2.990	.190	3.000	30	3.300	62	7-87587-7	
	3	2.890	.190	2.900	29	3.200	60	7-87587-6	
	3	2.790	.190	2.800	28	3.100	58	7-87587-5	
	3	2.690	.190	2.700	27	3.000	56	7-87587-4	
	3	2.590	.190	2.600	26	2.900	54	7-87587-3	
	3	2.490	.190	2.500	25	2.800	52	7-87587-2	
	3	2.390	.190	2.400	24	2.700	50	7-87587-1	
	3	2.290	.190	2.300	23	2.600	48	7-87587-0	
	3	2.190	.190	2.200	22	2.500	46	6-87587-9	
	3	2.090	.190	2.100	21	2.400	44	6-87587-8	
	3	1.990	.190	2.000	20	2.300	42	6-87587-7	
OBSOLETE	3	1.890	.190	1.900	19	2.200	40	6-87587-6	
	3	1.790	.190	1.800	18	2.100	38	6-87587-5	
	3	1.690	.190	1.700	17	2.000	36	6-87587-4	
	3	1.590	.190	1.600	16	1.900	34	6-87587-3	
	3	1.490	.190	1.500	15	1.800	32	6-87587-2	
	3	1.390	.190	1.400	14	1.700	30	6-87587-1	
	3	1.290	.190	1.300	13	1.600	28	6-87587-0	
	3	1.190	.190	1.200	12	1.500	26	5-87587-9	
	4	1.090	.190	1.100	11	1.400	24	5-87587-8	
	3	.990	.190	1.000	10	1.300	22	5-87587-7	
4	3	.890	.190	.900	9	1.200	20	5-87587-6	
	3	-	.490	.800	8	1.100	18	5-87587-5	
	3	-	.390	.700	7	1.000	16	5-87587-4	
	3	-	.390	.600	6	.900	14	5-87587-3	
	3	-	.290	.500	5	.800	12	5-87587-2	
	3	-	.290	.400	4	.700	10	5-87587-1	
	PLATING		E	D	C	B	A	NO OF POSN.	PART NO.

OBSOLETE	2	-	.190	.300	3	.600	8	3-87587-4	
	2	-	.190	.200	2	.500	6	3-87587-3	
	2	3.490	.190	3.500	35	3.800	72	3-87587-2	
	2	3.390	.190	3.400	34	3.700	70	3-87587-1	
	2	3.290	.190	3.300	33	3.600	68	3-87587-0	
	2	3.190	.190	3.200	32	3.500	66	2-87587-9	
	2	3.090	.190	3.100	31	3.400	64	2-87587-8	
	2	2.990	.190	3.000	30	3.300	62	2-87587-7	
	2	2.890	.190	2.900	29	3.200	60	2-87587-6	
	2	2.790	.190	2.800	28	3.100	58	2-87587-5	
	2	2.690	.190	2.700	27	3.000	56	2-87587-4	
	2	2.590	.190	2.600	26	2.900	54	2-87587-3	
	2	2.490	.190	2.500	25	2.800	52	2-87587-2	
	2	2.390	.190	2.400	24	2.700	50	2-87587-1	
	2	2.290	.190	2.300	23	2.600	48	2-87587-0	
	2	2.190	.190	2.200	22	2.500	46	1-87587-9	
	2	2.090	.190	2.100	21	2.400	44	1-87587-8	
	2	1.990	.190	2.000	20	2.300	42	1-87587-7	
OBSOLETE	2	1.890	.190	1.900	19	2.200	40	1-87587-6	
	2	1.790	.190	1.800	18	2.100	38	1-87587-5	
	2	1.690	.190	1.700	17	2.000	36	1-87587-4	
	2	1.590	.190	1.600	16	1.900	34	1-87587-3	
	2	1.490	.190	1.500	15	1.800	32	1-87587-2	
	2	1.390	.190	1.400	14	1.700	30	1-87587-1	
	2	1.290	.190	1.300	13	1.600	28	1-87587-0	
	2	1.190	.190	1.200	12	1.500	26	87587-9	
	4	1.090	.190	1.100	11	1.400	24	87587-8	
	2	.990	.190	1.000	10	1.300	22	87587-7	
4	2	.890	.190	.900	9	1.200	20	87587-6	
	2	-	.490	.800	8	1.100	18	87587-5	
	2	-	.390	.700	7	1.000	16	87587-4	
	2	-	.390	.600	6	.900	14	87587-3	
	2	-	.290	.500	5	.800	12	87587-2	
	2	-	.290	.400	4	.700	10	87587-1	
	PLATING		E	D	C	B	A	NO OF POSN.	PART NO.

THIS DRAWING IS A CONTROLLED DOCUMENT. DIM 12 SEP 75
 OK 12 SEP 75
 APVD 15 SEP 75

TE Connectivity
 TE
 HEADER ASSEMBLY MOD II, .100 C/L
 .025 SQUARE POST, W/DETENT
 (MATES WITH AMP LATCH OR FFC)

SIZE CASE CODE (FORMING NO) RESTRICTED TO
 A2 00779 C-87587

CUSTOMER DRAWING SCALE 1:1 SHEET 2 of 2 REV M2