THIS DRAWING IS UNPUBLISHED. RELEASED FOR PUBLICATION -.-.-
© COPYRIGHT - BY TYCO ELECTRONICS CORPORATION. ALL RIGHTS RESERVED.

| UOC | DIST |
|---|---|
| AD | 39 |

REVISIONS

| P | LTR | DESCRIPTION | DATE | DWN | APVD |
|---|---|---|---|---|---|
| | L1 | REVISED PER ECO-09-020932 | 09SEP09 | KK | AEG |

1. THESE SURFACES WILL NOT BE PLATED
2. THE NOTED DIMENSIONS APPLY AT THE INTERSECTION OF THE POST AND THE
3. HOUSING POINT OF MEASUREMENT FOR PLATING THICKNESS
4. OBSOLETE PARTS: OBSOLETE CIS STREAMLINING PER D.RENAUD/D.SINISI

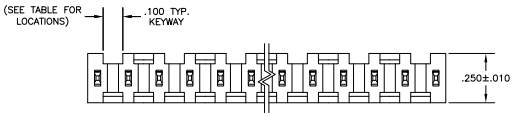


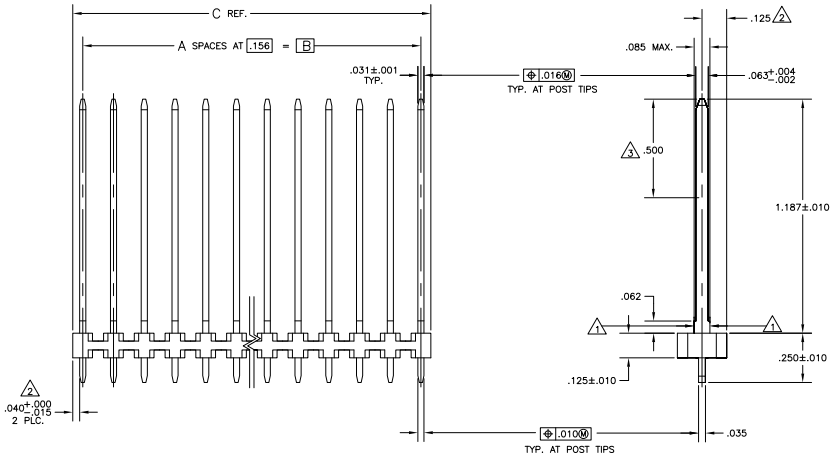


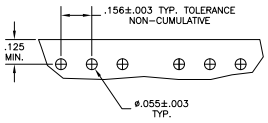


RECOMMENDED HOLE LAYOUT

KEYWAY LOCATIONS (REF-SEE TABLE)
(MATING LENGTH OF POST ON NEAR SIDE)
SCALE: 2:1

| | KEYWAY LOCATIONS | NO OF KEYWAY | C | B | A | NO OF POSN | ASSEMBLY PART NUMBER |
|---|---|---|---|---|---|---|---|
| OBSOLETE | – | 0 | 5.415 | 5.304 | 34 | 35 | 3-87283-5 |
| OBSOLETE | – | 0 | 5.259 | 5.148 | 33 | 34 | 3-87283-4 |
| OBSOLETE | – | 0 | 5.103 | 4.992 | 32 | 33 | 3-87283-3 |
| OBSOLETE | – | 0 | 4.947 | 4.836 | 31 | 32 | 3-87283-2 |
| OBSOLETE | – | 0 | 4.791 | 4.680 | 30 | 31 | 3-87283-1 |
| OBSOLETE | – | 0 | 4.635 | 4.524 | 29 | 30 | 3-87283-0 |
| OBSOLETE | – | 0 | 4.479 | 4.368 | 28 | 29 | 2-87283-9 |
| OBSOLETE | – | 0 | 4.323 | 4.212 | 27 | 28 | 2-87283-8 |
| OBSOLETE | – | 0 | 4.167 | 4.056 | 26 | 27 | 2-87283-7 |
| OBSOLETE | – | 0 | 4.011 | 3.900 | 25 | 26 | 2-87283-6 |
| 4 OBSOLETE | A,C,E,H,K,M,Q,S,U,W,Y | 11 | 3.855 | 3.744 | 24 | 25 | 2-87283-5 |
| | A,C,E,G,J,L,N,Q,S,U,W,Y | 12 | 3.699 | 3.588 | 23 | 24 | 2-87283-4 |
| | A,D,G,K,N,R,U,X | 8 | 3.543 | 3.432 | 22 | 23 | 2-87283-3 |
| | A,C,E,G,J,L,N,Q,S,U,W | 11 | 3.387 | 3.276 | 21 | 22 | 2-87283-2 |
| | A,D,G,K,N,R,U | 7 | 3.231 | 3.120 | 20 | 21 | 2-87283-1 |
| | A,C,E,G,J,L,N,Q,S,U | 10 | 3.075 | 2.964 | 19 | 20 | 2-87283-0 |
| | B,D,F,J,L,N,Q,S | 8 | 2.919 | 2.808 | 18 | 19 | 1-87283-9 |
| | A,D,F,J,M,P,S, | 7 | 2.763 | 2.652 | 17 | 18 | 1-87283-8 |
| | A,D,G,K,N,R | 6 | 2.607 | 2.496 | 16 | 17 | 1-87283-7 |
| | A,C,E,G,J,L,N,Q | 8 | 2.451 | 2.340 | 15 | 16 | 1-87283-6 |
| | A,D,G,K,N | 5 | 2.295 | 2.184 | 14 | 15 | 1-87283-5 |
| | A,C,E,G,J,L,N | 7 | 2.139 | 2.028 | 13 | 14 | 1-87283-4 |
| | A,D,J,M | 4 | 1.983 | 1.872 | 12 | 13 | 1-87283-3 |
| | A,C,E,G,J,L | 6 | 1.827 | 1.716 | 11 | 12 | 1-87283-2 |
| | A,D,G,K | 4 | 1.671 | 1.560 | 10 | 11 | 1-87283-1 |
| | A,C,E,G,J | 5 | 1.515 | 1.404 | 9 | 10 | 1-87283-0 |
| | A,D,G | 3 | 1.359 | 1.248 | 8 | 9 | 87283-9 |
| 4 OBSOLETE | A,C,E,G | 4 | 1.203 | 1.092 | 7 | 8 | 87283-8 |
| | A,C,E | 3 | 1.047 | .936 | 6 | 7 | 87283-7 |
| | A,C,E | 3 | .891 | .780 | 5 | 6 | 87283-6 |
| | A,D | 2 | .735 | .624 | 4 | 5 | 87283-5 |
| | A,C | 2 | .579 | .468 | 3 | 4 | 87283-4 |
| 4 OBSOLETE | A | 1 | .423 | .312 | 2 | 3 | 87283-3 |
| | A | 1 | .267 | .156 | 1 | 2 | 87283-2 |
| 4 OBSOLETE | – | 0 | .111 | – | 1 | 1 | 87283-1 |

THIS DRAWING IS A CONTROLLED DOCUMENT.

DIMENSIONS: INCHES
TOLERANCE UNLESS OTHERWISE SPECIFIED:
0 PLC ± –
1 PLC ± –
2 PLC ± –
3 PLC ± .005
4 PLC ± .005
ANGLES ± –

MATERIAL: HOUSING-PLANE SEE PRODUCT SPEC, CONTACT-SEE PRODUCT SPEC, HOUSING-BLACK

FINISH: (SEAM) GOLD IN CONTACT AREA OVER 50 µin NICKEL IN CONTACT AREA FOR ALL OVER .000025 NICKEL

DWN T. A. MAYER 7-26-87
CHK F. HUBBEN 7-26-87
APD F. HUBBEN 7-26-87

PRODUCT SPEC 108-25016
APPLICATION SPEC –
WEIGHT –

Tyco Electronics Corporation
Harrisburg, Pa 17105-3608

NAME: HEADER ASSEMBLY, MOD I, VERTICAL, SINGLE ROW, .156 C/L

SIZE A1 | CAGE CODE 00779 | DRAWING NO C-87283 | RESTRICTED TO –

CUSTOMER DRAWING

SCALE 4:1 | SHEET 1 OF 1 | REV L1

AMP 4805 REV 31MAR2000

Downloaded from Elcodis.com electronic components distributor