

4

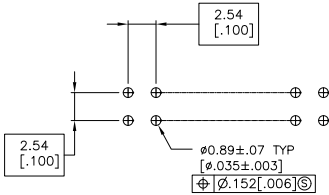
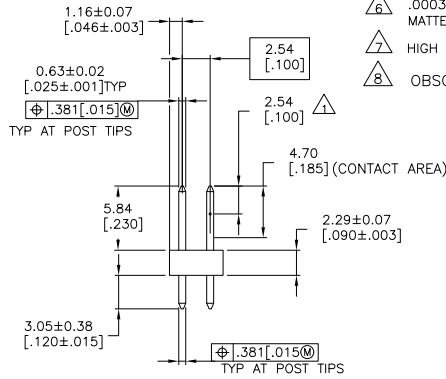
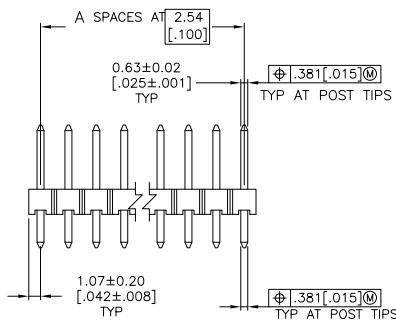
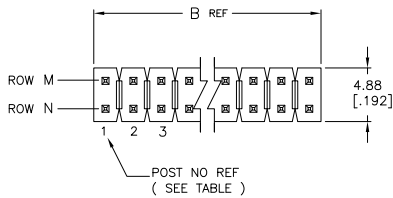
3

2

1

THIS DRAWING IS UNPUBLISHED. RELEASED FOR PUBLICATION. ALL RIGHTS RESERVED.

LOC	DIST	REVISIONS		
F	LNK	DESCRIPTION	DATE	BY
AD	00	REVISED PER ECO-11-004917	11MAR11	RK HMR



RECOMMENDED HOLE LAYOUT FOR MANUAL INSERTION

- 1 POINT OF MEASUREMENT FOR PLATING THICKNESS
- 2 ASSEMBLY MAY BE BROKEN TO THE DESIRED NUMBER OF POSITIONS
- 3 TRUE POSITION TOLERANCE OF THE POST TIPS APPLIES WHEN THE HEADER IS HELD FLAT AGAINST THE PRINTED CIRCUIT BOARD
- 4 .000381[.000015] GOLD ON THE CONTACT AREA, .00254[.000100]--00508[.000200] MATTE TIN LEAD ON THE SOLDER TAIL, ALL OVER .00127[.000050] NICKEL
- 5 PRELIMINARY PART--NOT RELEASED FOR PRODUCTION.
- 6 .000381[.000015] GOLD ON THE CONTACT AREA, .00254[.000100]--00508[.000200] MATTE TIN ON THE SOLDER TAIL, ALL OVER .00127[.000050] NICKEL
- 7 HIGH TEMPERATURE CONFIGURATION
- 8 OBSOLETE PARTS: OBSOLETE CIS STREAMLINING PER D.RENAUD/D.SINISI

THIS DRAWING IS A CONTROLLED DOCUMENT.		DRW KATE HELM 21-12-09	TE Connectivity	
DIMENSIONS: mm [INCHES]		CHK RANDY FEEDT 21-12-09	TE Connectivity	
TOLERANCES UNLESS OTHERWISE SPECIFIED:		DESIGN RANDY FEEDT 21-12-09	TE Connectivity	
0 PLG ± -	1 PLG ± -	APPC RON FELIX	HDR ASSY, MOD II, BREAKAWAY, DBL ROW .100 X .100 C/L VERTICAL, .025 SQ. POST, WITH SELECTIVE LOADING	
2 PLG ± -	3 PLG ± .127 [0.005]	PRODUCT SPEC	SIZE A2	ONE CODE 00779
4 PLG ± -	ANGLES ± -	APPLICATION SPEC	DRAWING ID C=103675	RESTRICTED TO
MATERIAL HOUSING: PLANE RETARDANT THERMOPLASTIC	FINISH SEE TABLE	WEIGHT	SCALE 4:1	SHEET 1 of 2
COLOR: BLACK	POST: PHOSPHOR BRONZE	CUSTOMER DRAWING	REV AD4	

1471-9 (3/11)

103675

A

4

3

2

1

THIS DRAWING IS UNPUBLISHED. RELEASED FOR PUBLICATION. ALL RIGHTS RESERVED.

LOC	DIST	REVISIONS				
AD	00	F	LR	DATE	BY	APPD
-	-	-	-	SEE SHEET 1	-	-

REMARKS	PLATING	ROW N POST NUMBER OMITTED	ROW M	B	A	NO OF ACTIVE POSN	NO OF OF POSN	ASSEMBLY PART NUMBER
		3	NONE	12.29 [.484]	4	9	10	7-103675-0
		NONE	7	25.40 [.884]	8	17	18	6-103675-6
		14	14	42.77 [1.684]	16	32	34	6-103675-5
		NONE	12	32.61 [1.284]	12	25	26	6-103675-4
		1	NONE	19.91 [.784]	7	15	16	6-103675-3
		13,14	14	50.39 [1.984]	19	37	40	6-103675-2
		3	NONE	9.75 [.384]	3	7	8	6-103675-1
		NONE	2	24.99 [.984]	9	19	20	6-103675-0
		14	NONE	37.69 [1.484]	14	29	30	5-103675-9
		2	NONE	42.77 [1.684]	16	33	34	5-103675-8
		NONE	10	50.39 [1.984]	19	39	40	5-103675-7
		NONE	13	32.61 [1.284]	12	25	26	5-103675-6
		NONE	5	12.29 [.484]	4	9	10	5-103675-5
		NONE	15	42.77 [1.684]	16	33	34	5-103675-3
		11	NONE	50.39 [1.984]	19	39	40	5-103675-2
		13	NONE	32.61 [1.284]	12	25	26	5-103675-1

		2	2	12.29 [.484]	4	8	10	1-103675-9
		9	NONE	25.40 [.884]	8	17	18	1-103675-8
		4	NONE	19.91 [.784]	7	15	16	1-103675-7
		NONE	7	25.40 [.884]	8	17	18	1-103675-6
		14	14	42.77 [1.684]	16	32	34	1-103675-5
		NONE	12	32.61 [1.284]	12	25	26	1-103675-4
		1	NONE	19.91 [.784]	7	15	16	1-103675-3
		13,14	14	50.39 [1.984]	19	37	40	1-103675-2
		3	NONE	9.75 [.384]	3	7	8	1-103675-1
		NONE	2	24.99 [.984]	9	19	20	1-103675-0
		14	NONE	37.69 [1.484]	14	29	30	103675-9
		2	NONE	42.77 [1.684]	16	33	34	103675-8
		NONE	10	50.39 [1.984]	19	39	40	103675-7
		NONE	13	32.61 [1.284]	12	25	26	103675-6
		NONE	5	12.29 [.484]	4	9	10	103675-5
OBSOLETE		10	NONE	50.39 [1.984]	19	39	40	103675-4
		NONE	15	42.77 [1.684]	16	33	34	103675-3
		11	NONE	50.39 [1.984]	19	39	40	103675-2
		13	NONE	32.61 [1.284]	12	25	26	103675-1

REMARKS	PLATING	ROW N POST NUMBER OMITTED	ROW M	B	A	NO OF ACTIVE POSN	NO OF OF POSN	ASSEMBLY PART NUMBER
---------	---------	---------------------------------	-------	---	---	-------------------------	---------------------	-------------------------

THIS DRAWING IS A CONTROLLED DOCUMENT.

DRW: KATE HELM 21-12-88	CHK: RANDY FEJDT 21-12-88	NAME: RANDY FEJDT
DIMENSIONS: mm [INCHES]	TOLERANCES UNLESS OTHERWISE SPECIFIED:	NAME: RON FELIX
0 PLC ± .005	1 PLC ± .005	PRODUCT SPEC: --
2 PLC ± .005	3 PLC ± .005	APPLICATION SPEC: --
4 PLC ± .005	ANGLES ± .005	SIZE: A2
MATERIAL: --	FINISH: --	WEIGHT: --
SEE TABLE	CUSTOMER DRAWING	SCALE: 4:1

TE Connectivity
HDR ASSY,MOD II,BREAKAWAY,DBL ROW
.100 X .100CL VERTICAL, .025 SQ. POST,
WITH SELECTIVE LOADING
DRAWING NO: 103675
RESTRICTED TO: --
SHEET 2 of 2
REV AD4

103675

A