THIS DRAWING IS UNPUBLISHED. RELEASED FOR PUBLICATION -.-.-
© COPYRIGHT - BY TYCO ELECTRONICS CORPORATION. ALL RIGHTS RESERVED.

LOC	DIST
GP	00

REVISIONS

P	LTR	DESCRIPTION	DATE	DWN	APVD
	L	REVISED PER ECO-10-021203	23NOV10	HMR	SB

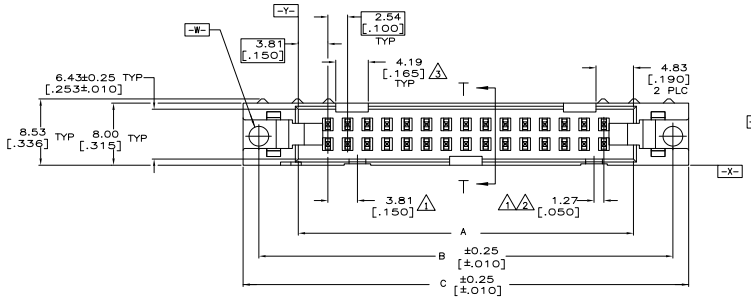

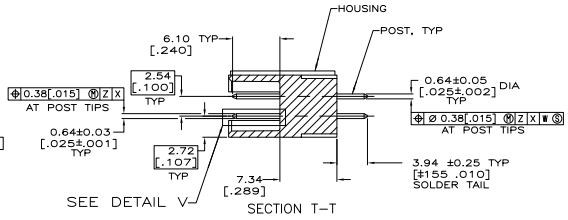

1. COORDINATE DIMENSION APPLIES FROM BASIC LOCATION.
2. 10 AND 14 POSITION SIZES CONTAIN ONLY ONE SLOT FOR SNAP-IN POLARIZER (MILITARY POLARIZATION) LOCATED AS SHOWN.
3. 10 POSITION SIZES CONTAIN ONLY ONE SLOT FOR DUAL POLARIZATION, LOCATED AS SHOWN.
4. RECOMMENDED PRINTED CIRCUIT BOARD THICKNESS IS 3.18 [.125].
5. POSTS:
   GOLD FLASH OVER PALLADIUM-NICKEL PLATE, 0.38μm [.000015] MIN TOTAL ON THE LOCALIZED PLATE AREA,
   2.54μm [.000100] MIN TIN-LEAD PLATE ON THE SOLDER-TAIL,
   1.27μm [.000050] MIN NICKEL UNDERPLATE ON THE ENTIRE POST.
   OR
   0.38μm [.000015] MIN GOLD PLATE ON THE LOCALIZED PLATE AREA,
   2.54μm [.000100] MIN TIN-LEAD PLATE ON THE SOLDER-TAIL,
   1.27μm [.000050] MIN NICKEL UNDERPLATE ON THE ENTIRE POST.
6. MATERIAL:
   HOUSING: GLASS FILLED NYLON OR POLYESTER, 94V-0 RATED, BLACK.
   POSTS: PHOSPHOR BRONZE OR BRASS.

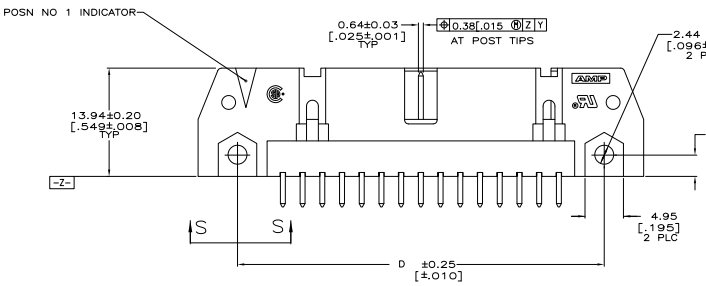

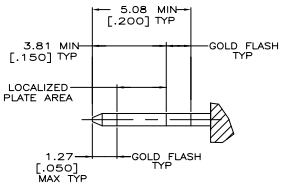

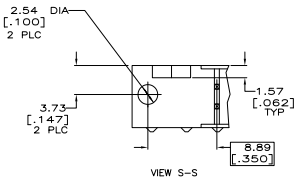

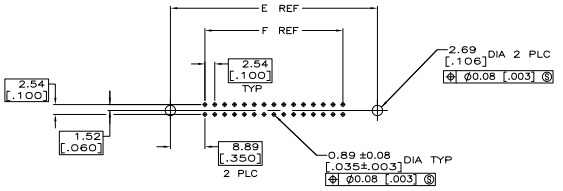

RECOMMENDED
PC BOARD MOUNTING DIMENSIONS
SCALE 2:1

OBSOLETE	53.34 [2.100]	71.12 [2.800]	65.02 [2.560]	75.18 [2.960]	71.12 [2.800]	60.96 [2.400]	44	1-102155-3
	78.74 [3.100]	96.52 [3.800]	90.42 [3.560]	100.58 [3.960]	96.52 [3.800]	86.36 [3.400]	64	1-102155-2
OBSOLETE	73.66 [2.900]	91.44 [3.600]	85.34 [3.360]	95.50 [3.760]	91.44 [3.600]	81.28 [3.200]	60	1-102155-1
	60.96 [2.400]	78.74 [3.100]	72.64 [2.860]	82.80 [3.260]	78.74 [3.100]	68.58 [2.700]	50	1-102155-0
	48.26 [1.900]	66.04 [2.600]	59.94 [2.360]	70.10 [2.760]	66.04 [2.600]	55.88 [2.200]	40	102155-9
	40.64 [1.600]	58.42 [2.300]	52.32 [2.060]	62.48 [2.460]	58.42 [2.300]	48.26 [1.900]	34	102155-8
OBSOLETE	35.56 [1.400]	53.34 [2.100]	47.24 [1.860]	57.40 [2.260]	53.34 [2.100]	43.18 [1.700]	30	102155-7
	30.48 [1.200]	48.26 [1.900]	42.16 [1.660]	52.32 [2.060]	48.26 [1.900]	38.10 [1.500]	26	102155-6
OBSOLETE	27.94 [1.100]	45.72 [1.800]	39.82 [1.560]	49.78 [1.960]	45.72 [1.800]	35.56 [1.400]	24	102155-5
OBSOLETE	22.86 [.900]	40.64 [1.600]	34.54 [1.360]	44.70 [1.760]	40.64 [1.600]	30.48 [1.200]	20	102155-4
	17.78 [.700]	35.56 [1.400]	29.46 [1.160]	39.62 [1.560]	35.56 [1.400]	25.40 [1.000]	16	102155-3
OBSOLETE	15.24 [.600]	33.02 [1.300]	26.92 [1.060]	37.08 [1.460]	33.02 [1.300]	22.86 [.900]	14	102155-2
	10.16 [.400]	27.94 [1.100]	21.84 [.860]	32.00 [1.260]	27.94 [1.100]	17.78 [.700]	10	102155-1
	F	E	D	C	B	A	NO OF POSN	PART NUMBER

THIS DRAWING IS A CONTROLLED DOCUMENT.

DIMENSIONS: mm [INCHES]

TOLERANCE UNLESS OTHERWISE SPECIFIED: 0 PLC ± -; 1 PLC ± -; 2 PLC ± 0.13[.005]; 3 PLC ± -; 4 PLC ± -; ANGLES ± -

MATERIAL 6

FINISH 5

DR H.MOLL 4-23-90
DS R.STONE 11-28-90
APVD -
PRODUCT SPEC 108-40018
APPLICATION SPEC –
WEIGHT –
CUSTOMER DRAWING

Tyco Electronics Corporation
Harrisburg, PA 17105-3608

NAME HEADER ASSY, UNIVERSAL, AMP-LATCH

SIZE A1 CAGE CODE 00779 DRAWING NO C-102155 RESTRICTED TO –

SCALE 4:1 SHEET 1 OF 1 REV L

AMP 4805 REV 31MR0000

Downloaded from Elcodis.com electronic components distributor