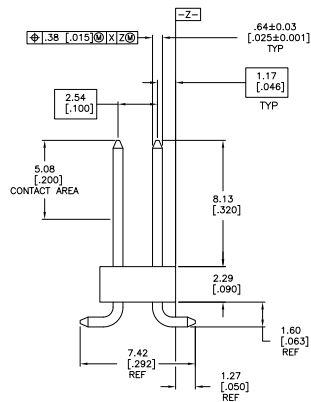
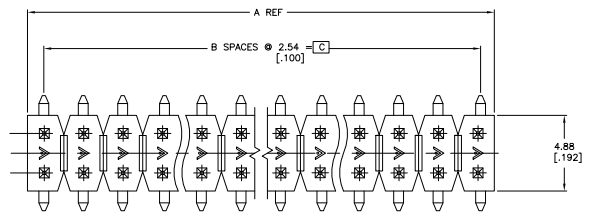


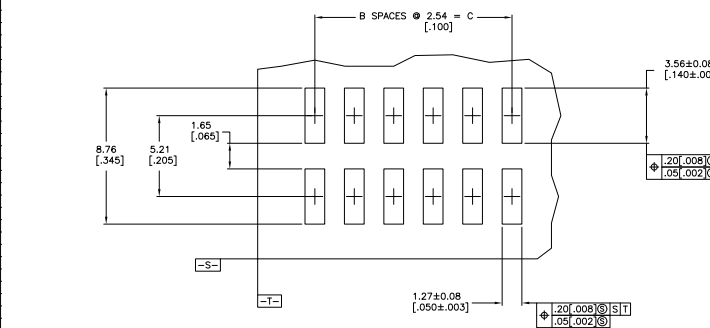
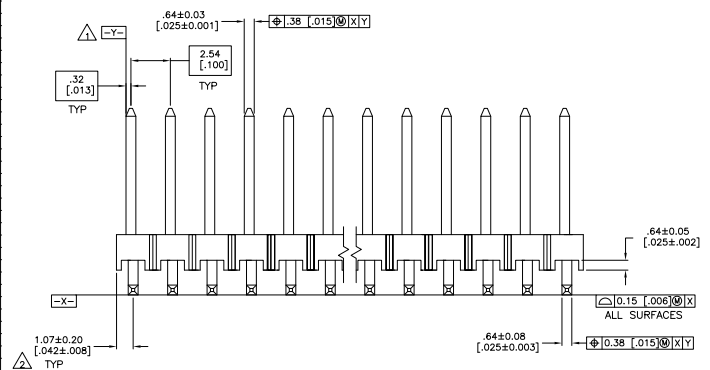
THIS DRAWING IS UNAPPROVED FOR PRODUCTION
 ALL RIGHTS RESERVED

REV	DATE	DESCRIPTION	BY	CHK
L	02-03-0169-05	22PPI05	BSV	JLG
LT	REVISED PER ECO-09-021826		03SEP09	KK

- △ THE NOTED DIMENSIONS APPLY AT THE INTERSECTION OF THE POST AND THE HOUSING.
- △ THE NOTED DIMENSION APPLIES FROM THE BASIC DIMENSION (NOT THE POST CENTERLINE) TO THE SURFACE INDICATED.
- △ 0.00254-0.00508[.000100-.000200] MATTE TIN-LEAD OVER 0.00127[.000050] NICKEL ENTIRE POST.
- △ HOUSING: LCP, COLOR-BLACK.
- △ POSTS: PHOSPHOR BRONZE.
- △ 0.00254-0.00508[.000100-.000200] MATTE TIN OVER 0.00127[.000050] NICKEL ENTIRE POST.
- △ PRELIMINARY PART - NOT RELEASED FOR PRODUCTION.
- △ OBSOLETE PARTS: OBSOLETE CIS STREAMLINING PER D.RENAUD/D.SINISI



REV	DATE	DESCRIPTION	BY	CHK
1				
2				
3				
4				
5				
6				
7				
8				
9				
10				
11				
12				
13				
14				
15				
16				
17				
18				
19				
20				
21				
22				
23				
24				
25				
26				
27				
28				
29				
30				
31				
32				
33				
34				
35				
36				
37				
38				
39				
40				
41				
42				
43				
44				
45				
46				
47				
48				
49				
50				
51				
52				
53				
54				
55				
56				
57				
58				
59				
60				
61				
62				
63				
64				
65				
66				
67				
68				
69				
70				
71				
72				
73				
74				
75				
76				
77				
78				
79				
80				
81				
82				
83				
84				
85				
86				
87				
88				
89				
90				
91				
92				
93				
94				
95				
96				
97				
98				
99				
100				



RECOMMENDED PCB LAYOUT FOR USE WITH .008 THICK STENCIL

PLATING	C	B	A	NO OF POSN	PART NUMBER