

4

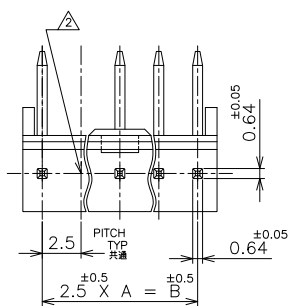
3

2

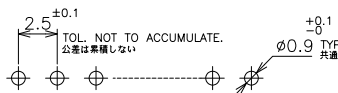
1

THIS DRAWING IS UNPUBLISHED. RELEASED FOR PUBLICATION MAY, 1978.
 © COPYRIGHT 1978 BY TYCO ELECTRONICS CORPORATION. ALL RIGHTS RESERVED.

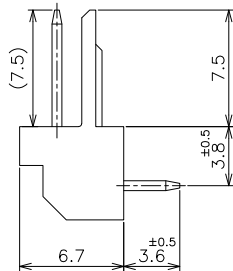
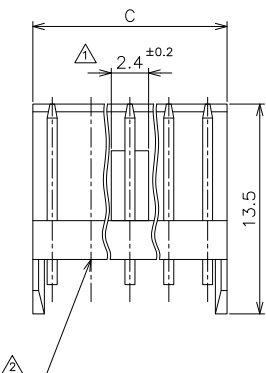
LOC		DIST		REVISIONS			
P		LTR		DESCRIPTION	DATE	DWN	APVD
A1		REVISED		PER ECO-09-024717	04NOV09	KK	AEG



- △1 LOCKING HOLE IS PLACED ON THE CENTER OF POST HEADER.
- △2 POST MUST NOT BE INSERTED ON THE SECOND HOLE FROM LEFT SIDE OF HSG AS SHOWN.
- △3 OBSOLETE PARTS: OBSOLETE CIS STREAMLINING PER D.RENAUD/D.SINISI
- △1 ロッキング凹部位置は長手方向の中央。
- △2 本図にて、ハウジングの左端から二番目の穴へはポストを圧入しないこと。



RECOMMENDED BOARD LAYOUT (1.6 THK)
 取付基板寸法(基板厚1.6t)



OBSOLETE		30.0	27.5	11	11	1-171887-2
OBSOLETE		25.0	22.5	9	9	1-0
OBSOLETE	NATURAL 自然色	22.5	20.0	8	8	9
		20.0	17.5	7	7	8
		17.5	15.0	6	6	7
		15.0	12.5	5	5	6
		12.5	10.0	4	4	5
OBSOLETE		10.0	7.5	3	3	171887-4
	HOUSING COLOR ハウジング色	C ±0.2	B ±0.5	A	NO OF POS 極数	PART NUMBER 型番

THIS DRAWING IS A CONTROLLED DOCUMENT.

DIMENSIONS: 単位: 純 MM	TOLERANCES UNLESS OTHERWISE SPECIFIED: 一般公差	DWN T.DOI 30MAY78	Tyco Electronics Kawasaki, Japan	
		CHK H.TAGUCHI 30MAY78		
		APVD H.TAGUCHI 30MAY78		
		PRODUCT SPEC 製品規格	POST HEADER ASSY (POLARIZED) HORIZONTAL AMP EI SERIES CONNECTOR	
		APPLICATION SPEC 取付適用規格		
MATERIAL 材料 HSG : 66NYLON UL94V-0 POST: BRASS	FINISH 仕上 POST: TIN-PLATE	WEIGHT	SIZE A3	CAGE CODE 00779
			DRAWING NO 番号 C-171887	RESTRICTED TO —
		CUSTOMER DRAWING	SCALE 尺度 4:1	SHEET 1 OF 1