THIS DRAWING IS UNPUBLISHED. RELEASED FOR PUBLICATION -.-.-
© COPYRIGHT - BY TYCO ELECTRONICS CORPORATION. ALL RIGHTS RESERVED.

LOC	DIST
AD	00

REVISIONS

P	LTR	DESCRIPTION	DATE	DWN	APVD
	C	EC 063C 0826 04	15FEB05	BSV	JLG

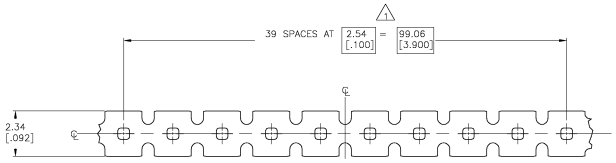

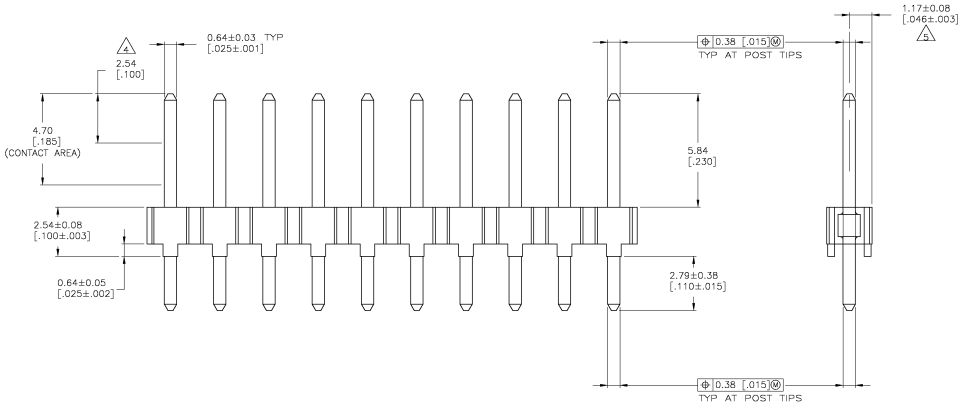

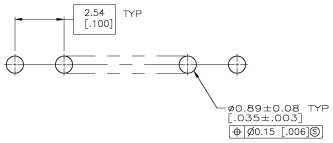

RECOMMENDED BOARD LAYOUT

1. DIMENSION APPLIES OVER 99.06mm [3.900 INCHES].
2. HOUSING: BLACK THERMOPLASTIC, 94V-0 RATED, HIGH TEMPERATURE COMPATIBLE. POST: PHOSPHOR BRONZE.
3. FINISH: 0.00076[.000030] GOLD IN MATING AREA, 0.00254[.000100]-0.00508[.000200] MATTE TIN-LEAD ON SOLDER TAIL, ALL OVER 0.00127[.000050] NICKEL.
4. POINT OF MEASUREMENT FOR PLATING THICKNESS.
5. THE NOTED DIMENSION APPLIES AT INTERSECTION OF POST AND HOUSING.
6. TRUE POSITION TOLERANCE OF THE POST TIPS APPLIES WHEN THE HEADERS ARE HELD FLAT AGAINST THE PCB.
7. PARTS ARE TO BE PACKAGED ON A REEL.
8. REELED ASSEMBLIES ARE TO BE BROKEN TO THE DESIRED POSITION SIZE AND USED AS A FUNCTIONAL SUBSTITUTE/ALTERNATIVE TO THE EXISTING AMP PART NUMBER SERIES 103239 AND 146281. THESE ASSEMBLIES ARE THE SAME IN FIT AND FUNCTION, BUT THE FORM WILL BE SLIGHTLY DIFFERENT (i.e. MOLDED HOUSING APPEARANCE AND BOW, DUE TO REELING REQUIREMENTS).
9. THIS PART NUMBER SPECIFIES ONE(1) LINE (i.e. PIN).
10. FINISH: 0.00076[.000030] GOLD IN MATING AREA, 0.00254[.000100]-0.00508[.000200] MATTE TIN ON SOLDER TAIL, ALL OVER 0.00127[.000050] NICKEL.

10	5-146868-1 9
3	146868-1 9
PLATING	PART NUMBER

THIS DRAWING IS A CONTROLLED DOCUMENT.

DIMENSIONS: mm [INCHES]

TOLERANCE UNLESS OTHERWISE SPECIFIED:
0 PLC ± -
1 PLC ± -
2 PLC ± 0.13 [.005]
3 PLC ± -
4 PLC ± -
ANGLES ± -

MATERIAL 2
FINISH SEE TABLE

DWN C. BRANDBERG 05-SEP-97
CHK C. SCHMID 05-SEP-97
APVD C. SCHMID 05-SEP-97
PRODUCT SPEC —
APPLICATION SPEC —
WEIGHT —

tyco Electronics
Tyco Electronics Corporation
Harrisburg, Pa 17105-3608

MAT'L
HEADER ASSEMBLY, SINGLE ROW, VERTICAL, REELED, CONTINUOUS
—

SIZE A1 CAGE CODE 00779 DRAWING NO C-146868
RESTRICTED TO —
CUSTOMER DRAWING
SCALE 10:1 SHEET 1 OF 1 REV C

AMP 4805 REV 21MAR2000

Downloaded from Elcodis.com electronic components distributor