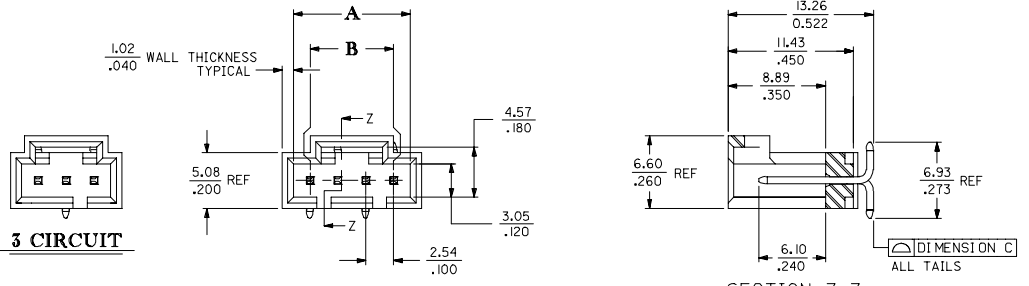
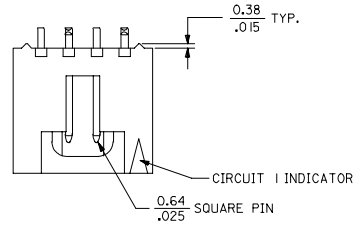


13 12 11 10 9 8 7 6 5 4 3 2 1

CKT. SIZE	DIMENSION A		DIMENSION B		DIMENSION C	
	MM	IN.	MM	IN.	MM	IN.
3	8.13	.320	5.08	.200	0.15	.006
4	10.67	.420	7.62	.300	0.15	.006
5	13.21	.520	10.16	.400	0.15	.006
6	15.75	.620	12.70	.500	0.15	.006
7	18.29	.720	15.24	.600	0.15	.006
8	20.83	.820	17.78	.700	0.15	.006
9	23.37	.920	20.32	.800	0.15	.006
10	25.91	1.020	22.86	.900	0.15	.006
11	28.45	1.120	25.40	1.000	0.15	.006
12	30.99	1.220	27.94	1.100	0.15	.006
13	33.53	1.320	30.48	1.200	0.15	.006
14	36.07	1.420	33.02	1.300	0.15	.006
15	38.61	1.520	35.56	1.400	0.15	.006
16	41.15	1.620	38.10	1.500	0.15	.006
17	43.69	1.720	40.64	1.600	0.15	.006
18	46.23	1.820	43.18	1.700	0.15	.006
19	48.77	1.920	45.72	1.800	0.15	.006
20	51.31	2.020	48.26	1.900	0.18	.007
21	53.85	2.120	50.80	2.000	0.18	.007
22	56.39	2.220	53.34	2.100	0.18	.007
23	58.93	2.320	55.88	2.200	0.18	.007
24	61.47	2.420	58.42	2.300	0.18	.007
25	64.01	2.520	60.96	2.400	0.18	.007



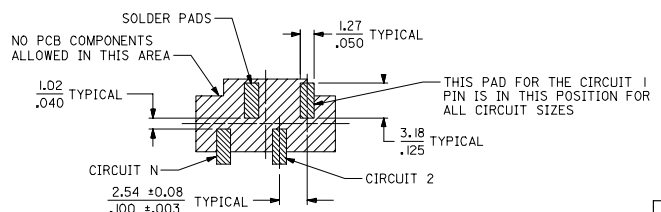
3 CIRCUIT

4 CIRCUIT SHOWN

SECTION Z-Z

NOTES:

- HEADER MATERIAL: GLASS FILLED POLYESTER; UL94V-0; COLOR: BLACK
PIN MATERIAL: PHOSPHOR BRONZE
 - HEADER TO BE USED WITH OPTION 'G' 70400 AND 70430 SERIES SL CONNECTORS.
 - REFER TO MOLEX PRODUCT SPECIFICATION PS-70541.
 - PRODUCT PACKAGED PER PK-70873-003.
 - PLATINGS (SEE CHART ON SHEET 2):
 TIN - .000150 MINIMUM TIN PLATE OVER NICKEL PLATE.
 15 GOLD - .000015 MINIMUM GOLD PLATE IN SELECT AREA, .000075 MINIMUM TIN PLATE IN SELECT AREA, OVER NICKEL PLATE OVERALL.
 30 GOLD - .000030 MINIMUM GOLD PLATE IN SELECT AREA, .000075 MINIMUM TIN PLATE IN SELECT AREA, OVER NICKEL PLATE OVERALL.
- *THE PRIMARY SHIPPING CARTON WILL BE LABELED *COMPLIANT TO RoHS DIRECTIVE 2002/95/EC AND ELV ANNEX II OF DIRECTIVE 2000/53/EC*. CARTONS WITHOUT THIS LABEL MAY CONTAIN PRODUCT WITH LEAD.



RECOMMENDED PC BOARD LAYOUT

2	D
1	D
SHT. REV.	

ADD 74099-0025 EC NO. UCP2007-1071 DRWNSIBARRA 2006/11/13 CHKCD: 2006/11/17 APPR: SMILLER 2006/11/20 REV DESCRIPTION	QUALITY SYMBOLS ▽=0 ▽=0	GENERAL TOLERANCES (UNLESS SPECIFIED) <table border="1"> <tr><th></th><th>mm</th><th>INCH</th></tr> <tr><td>4 PLACES</td><td>± .15</td><td>± .005</td></tr> <tr><td>3 PLACES</td><td>± .10</td><td>± .004</td></tr> <tr><td>2 PLACES</td><td>± .25</td><td>± .010</td></tr> <tr><td>1 PLACE</td><td>± .50</td><td>± .020</td></tr> </table> ANGULAR ±1/2°		mm	INCH	4 PLACES	± .15	± .005	3 PLACES	± .10	± .004	2 PLACES	± .25	± .010	1 PLACE	± .50	± .020	DIMENSION STYLE MM/IN	SCALE 4:1	DESIGN UNITS INCH	THIRD ANGLE PROJECTION
		mm	INCH																		
4 PLACES	± .15	± .005																			
3 PLACES	± .10	± .004																			
2 PLACES	± .25	± .010																			
1 PLACE	± .50	± .020																			
DRAWN BY BBARKER DATE 03/06/18	CHECKED BY DMORGAN DATE 03/06/18	APPROVED BY SMILLER DATE 03/06/18	MATERIAL NO. SEE TABLE	DOCUMENT NO. SD-74099-001	SHEET NO. 1 OF 2	TITLE SALES ASSY, SL VERTICAL HEADER, SMT W/ LATCH															
DRAFT WHERE APPLICABLE MUST REMAIN WITHIN DIMENSIONS																					
THIS DRAWING CONTAINS INFORMATION THAT IS PROPRIETARY TO MOLEX INCORPORATED AND SHOULD NOT BE USED WITHOUT WRITTEN PERMISSION																					



12 11 10 9 8 7 6 5 4 3 2 1

ib_frame_C_P_ME_T
Rev. D 2004/04/02

	13	12	11	10	9	8	7	6	5	4	3	2	1	
J	CIRCUIT SIZE	ASSEMBLY ITEM NUMBER 74099	PLATING SEE NOTE 6	MATING END PLATING TYPE	P.C. BOARD END PLATING TYPE									J
	3-25	-0003-0025	TIN	TIN	TIN									
I	3-24	-1003-1024	15 GOLD	GOLD	TIN									I
	3-24	-2003-2024	30 GOLD	GOLD	TIN									
H														H
G	CIRCUIT SIZE	ASSEMBLY ITEM NUMBER	ASSEMBLY ITEM NUMBER	ASSEMBLY ITEM NUMBER	ASSEMBLY ITEM NUMBER	ASSEMBLY ITEM NUMBER	ASSEMBLY ITEM NUMBER	ASSEMBLY ITEM NUMBER	ASSEMBLY ITEM NUMBER	ASSEMBLY ITEM NUMBER	ASSEMBLY ITEM NUMBER	ASSEMBLY ITEM NUMBER	ASSEMBLY ITEM NUMBER	G
	3	74099-0003	74099-1003	74099-2003										
	4	74099-0004	74099-1004	74099-2004										
	5	74099-0005	74099-1005	74099-2005										
	6	74099-0006	74099-1006	74099-2006										
	7	74099-0007	74099-1007	74099-2007										
F	8	74099-0008	74099-1008	74099-2008										F
	9	74099-0009	74099-1009	74099-2009										
	10	74099-0010	74099-1010	74099-2010										
	11	74099-0011	74099-1011	74099-2011										
	12	74099-0012	74099-1012	74099-2012										
	13	74099-0013	74099-1013	74099-2013										
E	14	74099-0014	74099-1014	74099-2014										E
	15	74099-0015	74099-1015	74099-2015										
	16	74099-0016	74099-1016	74099-2016										
	17	74099-0017	74099-1017	74099-2017										
	18	74099-0018	74099-1018	74099-2018										
	19	74099-0019	74099-1019	74099-2019										
	20	74099-0020	74099-1020	74099-2020										
D	21	74099-0021	74099-1021	74099-2021										D
	22	74099-0022	74099-1022	74099-2022										
	23	74099-0023	74099-1023	74099-2023										
	24	74099-0024	74099-1024	74099-2024										
	25	74099-0025												
C														C
B														B
A														A

ADD 74099-0025 EC NO. UCP2007-1071 2006/11/13 DRWNSIBARRA 2006/11/17 CHFCBARKER APPR:SMILLER 2006/11/20	QUALITY SYMBOLS ▽=0 ▽=0	GENERAL TOLERANCES (UNLESS SPECIFIED)		DIMENSION STYLE MM/IN		SCALE ---	DESIGN UNITS INCH	THIRD ANGLE PROJECTION
		4 PLACES ± --- ± --- 3 PLACES ± --- ± .010 2 PLACES ± 0.25 ± --- 1 PLACE ± --- ± --- ANGULAR ±1/2°	DRAWN BY BBARKER DATE 01/11/29	CHECKED BY DMORGAN DATE 01/11/29	APPROVED BY SMILLER DATE 01/11/29	TITLE SALES ASSY, SL VERTICAL HEADER, SMT W/ LATCH	MOLEX MOLEX INCORPORATED	
DRAFT WHERE APPLICABLE MUST REMAIN WITHIN DIMENSIONS	MATERIAL NO. SEE TABLE	DOCUMENT NO. SD-74099-001	SHEET NO. 2 OF 2	THIS DRAWING CONTAINS INFORMATION THAT IS PROPRIETARY TO MOLEX INCORPORATED AND SHOULD NOT BE USED WITHOUT WRITTEN PERMISSION				