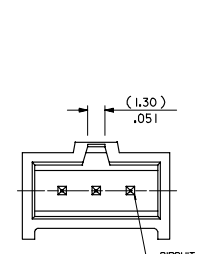
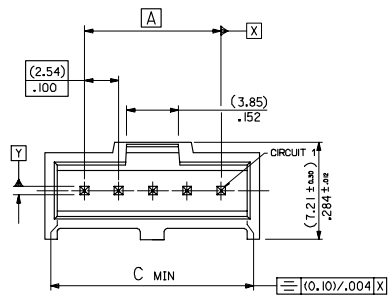


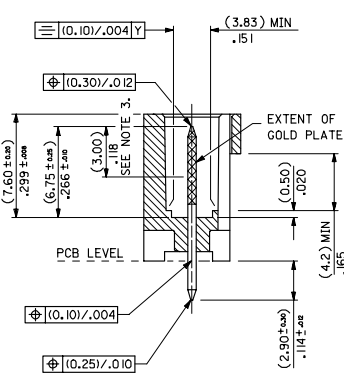
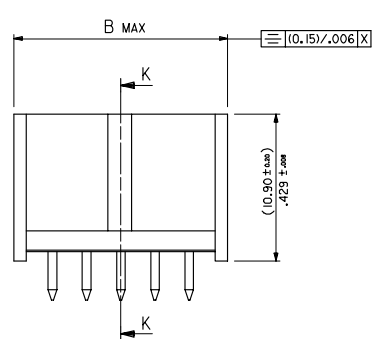
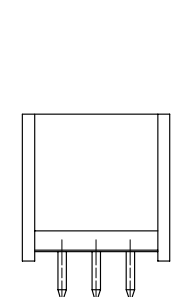
13 12 11 10 9 8 7 6 5 4 3 2 1



1 TO 3 CIRCUITS

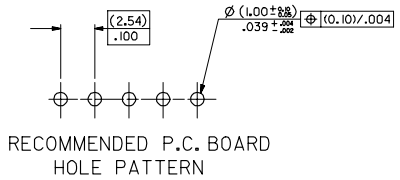


4 TO 32 CIRCUITS



SECTION K-K

No. OF CKTS	DIM A	DIM B	DIM C
1		( 5.89 ) / .232	( 4.06 ) / .160
2	( 2.54 ) / .100	( 8.43 ) / .332	( 6.60 ) / .260
3	( 5.08 ) / .200	( 10.97 ) / .432	( 9.14 ) / .360
4	( 7.62 ) / .300	( 13.51 ) / .532	( 11.68 ) / .460
5	( 10.16 ) / .400	( 16.05 ) / .632	( 14.22 ) / .560
6	( 12.70 ) / .500	( 18.59 ) / .732	( 16.76 ) / .660
7	( 15.24 ) / .600	( 21.13 ) / .832	( 19.30 ) / .760
8	( 17.78 ) / .700	( 23.67 ) / .932	( 21.84 ) / .860
9	( 20.32 ) / .800	( 26.21 ) / 1.032	( 24.38 ) / .960
10	( 22.86 ) / .900	( 28.75 ) / 1.132	( 26.92 ) / 1.060
11	( 25.4 ) / 1.000	( 31.29 ) / 1.232	( 29.46 ) / 1.160
12	( 27.94 ) / 1.100	( 33.83 ) / 1.332	( 32.00 ) / 1.260
13	( 30.48 ) / 1.200	( 36.37 ) / 1.432	( 34.54 ) / 1.360
14	( 33.02 ) / 1.300	( 38.91 ) / 1.532	( 37.08 ) / 1.460
15	( 35.56 ) / 1.400	( 41.45 ) / 1.632	( 39.62 ) / 1.560
16	( 38.10 ) / 1.500	( 43.99 ) / 1.732	( 42.16 ) / 1.660
17	( 40.64 ) / 1.600	( 46.53 ) / 1.832	( 44.70 ) / 1.760
18	( 43.18 ) / 1.700	( 49.07 ) / 1.932	( 47.24 ) / 1.860
19	( 45.72 ) / 1.800	( 51.61 ) / 2.032	( 49.78 ) / 1.960
20	( 48.26 ) / 1.900	( 54.15 ) / 2.132	( 52.32 ) / 2.060
21	( 50.80 ) / 2.000	( 56.69 ) / 2.232	( 54.86 ) / 2.160
22	( 53.34 ) / 2.100	( 59.23 ) / 2.332	( 57.40 ) / 2.260
23	( 55.88 ) / 2.200	( 61.77 ) / 2.432	( 59.94 ) / 2.360
24	( 58.42 ) / 2.300	( 64.31 ) / 2.532	( 62.48 ) / 2.460
25	( 60.96 ) / 2.400	( 66.85 ) / 2.632	( 65.02 ) / 2.560
26	( 63.50 ) / 2.500	( 69.39 ) / 2.732	( 67.56 ) / 2.660
27	( 66.04 ) / 2.600	( 71.93 ) / 2.832	( 70.10 ) / 2.760
28	( 68.58 ) / 2.700	( 74.47 ) / 2.932	( 72.64 ) / 2.860
29	( 71.12 ) / 2.800	( 77.01 ) / 3.032	( 75.18 ) / 2.960
30	( 73.66 ) / 2.900	( 79.55 ) / 3.132	( 77.72 ) / 3.060
31	( 76.20 ) / 3.000	( 82.09 ) / 3.232	( 80.26 ) / 3.160
32	( 78.74 ) / 3.100	( 84.63 ) / 3.332	( 82.80 ) / 3.260



RECOMMENDED P.C. BOARD HOLE PATTERN

- NOTES
- MATERIAL:-
    - PIN:- (0.635) / .025 50 BRASS WIRE.
    - HOUSING:- 15% GLASS FILLED POLYESTER
    - UL 94 V-0 COLOUR BLACK
  - FOR PLATING VERSIONS SEE SHEET 2.
  - MEASUREMENT POINT FOR MINIMUM PLATING THICKNESS
  - PRODUCT SPEC: PS-99020-0001
  - RECOMMENDED PCB THICKNESS 1.6mm

ADDED CIRCUIT 1 INDICATOR EC NO: E2008-0112 DRAWN BY: RAMESH CHKD: JALLALE APPR: JALLALE 2007/09/10 2007/09/10 2007/09/11	QUALITY SYMBOLS ▽=0 ▽=0	GENERAL TOLERANCES (UNLESS SPECIFIED) 4 PLACES ± .004 3 PLACES ± .010 2 PLACES ± .020 1 PLACE ± .050 ANGULAR ± 1/2°	DIMENSION STYLE MM/IN	SCALE 5:1	DESIGN UNITS METRIC	THIRD ANGLE PROJECTION
			DRAWN BY KS DATE 1987/10/30	CHECKED BY DATE	APPROVED BY DATE	MATERIAL NO. SEE CHART

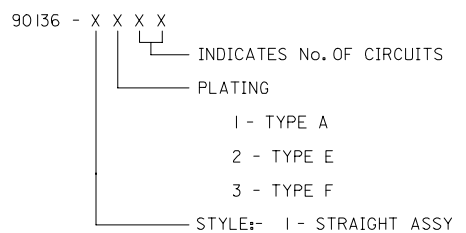
DRAFT WHERE APPLICABLE MUST REMAIN WITHIN DIMENSIONS

THIS DRAWING CONTAINS INFORMATION THAT IS PROPRIETARY TO MOLEX INCORPORATED AND SHOULD NOT BE USED WITHOUT WRITTEN PERMISSION

13 12 11 10 9 8 7 6 5 4 3 2 1

		PART NUMBERS		
	NO. OF CKTS	PLATING TYPE A	PLATING TYPE E	PLATING TYPE F
	1	90136-1101	90136-1201	90136-1301
	2	▲ -1102	▲ -1202	▲ -1302
	3	-1103	-1203	-1303
	4	-1104	-1204	-1304
	5	-1105	-1205	-1305
	6	-1106	-1206	-1306
	7	-1107	-1207	-1307
	8	-1108	-1208	-1308
	9	-1109	-1209	-1309
	10	-1110	-1210	-1310
	11	-1111	-1211	-1311
	12	-1112	-1212	-1312
	13	-1113	-1213	-1313
	14	-1114	-1214	-1314
	15	-1115	-1215	-1315
	16	-1116	-1216	-1316
	17	-1117	-1217	-1317
	18	-1118	-1218	-1318
	19	-1119	-1219	-1319
	20	-1120	-1220	-1320
	21	-1121	-1221	-1321
	22	-1122	-1222	-1322
	23	-1123	-1223	-1323
	24	-1124	-1224	-1324
	25	-1125	-1225	-1325
	26	-1126	-1226	-1326
	27	-1127	-1227	-1327
	28	-1128	-1228	-1328
	29	-1129	-1229	-1329
	30	-1130	-1230	-1330
	31	▼ -1131	▼ -1231	▼ -1331
	32	90136-1132	90136-1232	90136-1332

NOTES  
 1. FOR ASSY SEE SHEET 1  
 2. FOR PLATING DETAILS SEE SDES 99000-0003



CORRECTED TABLE EC NO: E2007-1001 DRAWN BY: RINES CHKD: 2007/06/07 APPR: EDMAHONY 2007/06/07	QUALITY SYMBOLS ▽=0 ▽=0	GENERAL TOLERANCES (UNLESS SPECIFIED)	DIMENSION STYLE MM ONLY	SCALE ---	DESIGN UNITS METRIC	THIRD ANGLE PROJECTION
		4 PLACES ± --- ± --- 3 PLACES ± --- ± --- 2 PLACES ± --- ± --- 1 PLACE ± --- ± --- ANGULAR ± ---°	DRAWN BY KS	DATE 1987/09/28	TITLE C-GRID 111 SINGLE ROW STRAIGHT SHROUDED HEADER	
		DRAFT WHERE APPLICABLE MUST REMAIN WITHIN DIMENSIONS	CHECKED BY	DATE	MOLEX INCORPORATED	
			APPROVED BY	DATE	DOCUMENT NO. SDA-90136	SHEET NO. 2 OF 8