

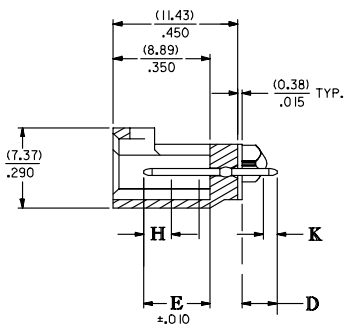
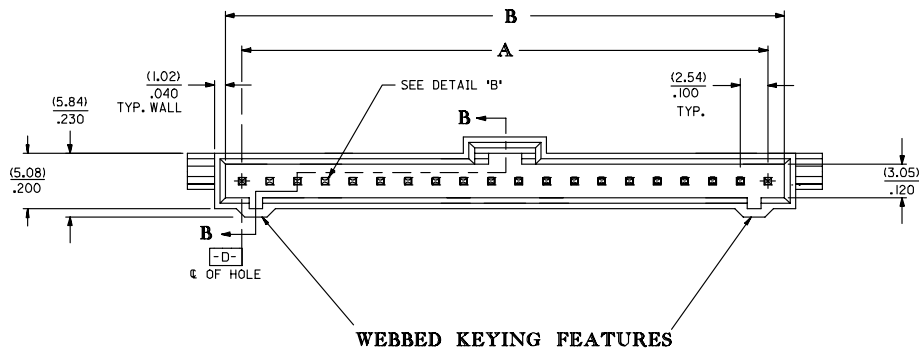
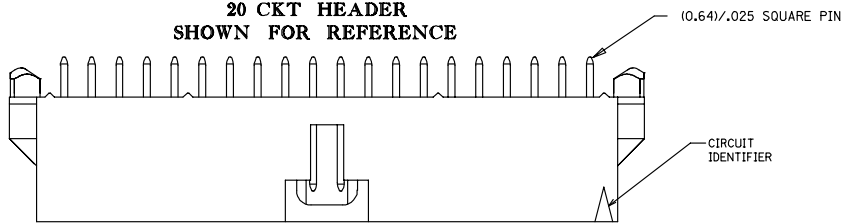
- NOTES:**
1. HEADER MATERIAL: GLASS FILLED POLYESTER, UL94V-0; COLOR: BLACK  
PIN MATERIAL: PHOSPHOR BRONZE
  2. FINISH:  
TIN - 0.00381/0.00150 MIN TIN PLATE  
OVER 0.00127/0.00050 MIN NICKEL PLATE  
15 GOLD - 0.00038/0.00015 MIN GOLD PLATE IN SELECT AREA,  
0.00191/0.00075 MIN TIN PLATE IN SELECT AREA,  
OVER 0.00127/0.00050 MIN NICKEL PLATE OVERALL.  
30 GOLD - 0.00076/0.00030 MIN GOLD PLATE IN SELECT AREA,  
0.00191/0.00075 MIN TIN PLATE IN SELECT AREA,  
OVER 0.00127/0.00050 MIN NICKEL PLATE OVERALL.  
\* THE PRIMARY SHIPPING CARTON WILL BE LABELED "COMPLIANT TO RoHS  
DIRECTIVE 2002/95/EC AND ELV ANNEX II OF DIRECTIVE 2000/53/EC,"  
CARTONS WITHOUT THIS LABEL MAY CONTAIN PRODUCT WITH LEAD.
  3. PRODUCT SPECIFICATION: PS-70541
  4. PACKAGING SPECIFICATION: PK-70873-0014
  5. HEADER TO BE USED WITH OPTION "G" 70400 AND  
70430 SERIES SL CONNECTORS.
  6. MEASURE POINT FOR PLATING THICKNESS.

CLARIFY DIM. EC NO. UCP2007-1216 DRAWN BY CHK'D BY APPR. BY REV	QUALITY SYMBOLS ▽=0 ▽=0	GENERAL TOLERANCES (UNLESS SPECIFIED)		DIMENSION STYLE		SCALE	DESIGN UNITS	THIRD ANGLE PROJECTION		
		mm	INCH	MM/IN	INCH	4:1				
		4 PLACES ± --- ± ---	3 PLACES ± --- ± .005	2 PLACES ± .13 ± .01	1 PLACE ± 0.25 ± ---	ANGULAR ±1/2°	DRAWN BY AAB		DATE 05/12/93	TITLE SALES ASSY, SL VERTICAL HEADER W/LATCH&TRI-PEGS (2.54)/.100 CENTERS
		DRAFT WHERE APPLICABLE MUST REMAIN WITHIN DIMENSIONS		SEE CHART		MATERIAL NO. SDA-70545-*****	APPROVED BY WAZ		DATE 05/12/93	MOLEX INCORPORATED
				THIS DRAWING CONTAINS INFORMATION THAT IS PROPRIETARY TO MOLEX INCORPORATED AND SHOULD NOT BE USED WITHOUT WRITTEN PERMISSION		SHEET NO. 1 OF 4				

# OPTIONAL HOUSING

## WEBBED KEYING FEATURES

20 CKT HEADER  
SHOWN FOR REFERENCE



### SECTION B-B

UPDATE TITLE BLOCK DEC NO. UCP2006-0202 DRAWN: LOME 2005/08/05 CHECKED: R 2005/08/05 APPROVED: SMITH 2005/08/05	QUALITY SYMBOLS	GENERAL TOLERANCES (UNLESS SPECIFIED) mm INCH 4 PLACES ± --- ± --- 3 PLACES ± --- ± .005 2 PLACES ± 0.13 ± .01 1 PLACE ± 0.25 ± --- ANGULAR ± 1/2°	DIMENSION STYLE MM/IN	SCALE ---	DESIGN UNITS INCH	THIRD ANGLE PROJECTION
	DRAWN BY WGM		DATE 07/10/96	TITLE SALES ASSY, SL VERTICAL HEADER W/LATCH&TRI-PEGS (2.54) x .100 CENTERS		
	CHECKED BY WGM		DATE 07/10/96	APPROVED BY MAZ	DATE 07/10/96	
	MATERIAL NO. SEE CHART		DOCUMENT NO. SDA-70545-****	SHEET NO. 2 OF 4		
DRAFT WHERE APPLICABLE MUST REMAIN WITHIN DIMENSIONS		THIS DRAWING CONTAINS INFORMATION THAT IS PROPRIETARY TO MOLEX INCORPORATED AND SHOULD NOT BE USED WITHOUT WRITTEN PERMISSION				

CIRCUIT SIZE	ASSEMBLY ITEM NUMBER 70545	MANUFACTURE RELEASE STATUS				D (± 0.38) ± .015		E (± 0.25) ± .010		CONNECTOR END PLATING			P.C. BOARD END PLATING		
									TYPE	H MEAS.		TYPE	K MEAS.		
2-10	-0001-0009	R.F.M.				(3.30)	(6.10)			TIN	(2.54)		TIN	(1.27)	
11-25	-0010-0024	R.F.M.				.130	.240				.100			.050	
2-10	-0036-0044	R.F.M.				(3.30)	(6.10)			15 GOLD	(2.54)		TIN	(1.27)	
11-25	-0045-0059	R.F.M.				.130	.240				.100			.050	
2-10	-0071-0079	R.F.M.				(3.30)	(6.10)			30 GOLD	(2.54)		TIN	(1.27)	
11-25	-0080-0094	R.F.M.				.130	.240				.100			.050	
2-10	-0141-0149	R.F.M.				(5.21)	(6.10)			15 GOLD	(2.54)		TIN	(1.27)	
11-25	-0150-0164	NOT TOOLED				.205	.240				.100			.050	
2-10	-0176-0184	R.F.M.				(5.21)	(6.10)			30 GOLD	(2.54)		TIN	(1.27)	
11-25	-0185-0199	NOT TOOLED				.205	.240				.100			.050	

CIRCUIT SIZE	ASSEMBLY ITEM NUMBER	ASSEMBLY ITEM NUMBER	ASSEMBLY ITEM NUMBER	ASSEMBLY ITEM NUMBER	ASSEMBLY ITEM NUMBER
2	70545-0001	70545-0036	70545-0071	70545-0141	70545-0176
3	70545-0002	70545-0037	70545-0072	70545-0142	70545-0177
4	70545-0003	70545-0038	70545-0073	70545-0143	70545-0178
5	70545-0004	70545-0039	70545-0074	70545-0144	70545-0179
6	70545-0005	70545-0040	70545-0075	70545-0145	70545-0180
7	70545-0006	70545-0041	70545-0076	70545-0146	70545-0181
8	70545-0007	70545-0042	70545-0077	70545-0147	70545-0182
9	70545-0008	70545-0043	70545-0078	70545-0148	70545-0183
10	70545-0009	70545-0044	70545-0079	70545-0149	70545-0184
11	70545-0010	70545-0045	70545-0080		
12	70545-0011	70545-0046	70545-0081		
13	70545-0012	70545-0047	70545-0082		
14	70545-0013	70545-0048	70545-0083		
15	70545-0014	70545-0049	70545-0084		
16	70545-0015	70545-0050	70545-0085		
17	70545-0016	70545-0051	70545-0086		
18	70545-0017	70545-0052	70545-0087		
19	70545-0018	70545-0053	70545-0088		
20	70545-0019	70545-0054	70545-0089		
21	70545-0020	70545-0055	70545-0090		
22	70545-0021	70545-0056	70545-0091		
23	70545-0022	70545-0057	70545-0092		
24	70545-0023	70545-0058	70545-0093		
25	70545-0024	70545-0059	70545-0094		

CHG DIM -0141-0199 EC NO. UCP2007-0420 DRWNSORGAN 2006/09/15 CHKDCSIBARRA 2006/09/15 APPR: SILLER 2006/09/15 REV DESCRIPTION	QUALITY SYMBOLS	GENERAL TOLERANCES (UNLESS SPECIFIED)	DIMENSION STYLE	SCALE	DESIGN UNITS	THIRD ANGLE PROJECTION	
	▽=0	mm INCH	MM/IN	---	INCH		
	▽=0	4 PLACES ± --- ± --- 3 PLACES ± --- ± .005 2 PLACES ± 0.13 ± .01 1 PLACE ± 0.25 ± --- ANGULAR ±1/2°	DRAWN BY DATE WGM 07/12/96	CHECKED BY DATE WGM 07/12/96	TITLE SALES ASSY, SL VERTICAL HEADER W/LATCH&TRI-PEGS (2.54)/.100 CENTERS		
		MATERIAL NO. SEE CHART SIZE C	APPROVED BY DATE DJB 07/12/96	DOCUMENT NO. SDA-70545-****		SHEET NO. 3 OF 4	

THIS DRAWING CONTAINS INFORMATION THAT IS PROPRIETARY TO MOLEX INCORPORATED AND SHOULD NOT BE USED WITHOUT WRITTEN PERMISSION

tb\_frame\_C\_P\_ME\_T  
Rev. D 2004/04/02