

REVISIONS				
REV.	ECO. NO	DESCRIPTION	DATE	BY
A	1682	INITIAL RELEASE	5/14/2008	VJ
B	1852	UPDATE NOTE 3 & TOLERANCE BLOCK	11/13/2008	JH

PART NUMBER CODING

SBH21 - NBPN - D - - - ST - - -

NUMBER OF POSITIONS
(CONTACTS PER ROW)

TERMINATION
STRAIGHT

COLOR
BK = BLACK
YE = YELLOW
RE = RED
BL = BLUE
GR = GREEN
GY = GREY
WH = WHITE
OR = ORANGE

PART NUMBER	POSITIONS/ CONTACTS	A		B		C	
		INCH	MM	INCH	MM	INCH	MM
SBH21-NBPN-D03-ST-	3/6	0.157	4.00	0.524	13.30	0.484	12.30
SBH21-NBPN-D04-ST-	4/8	0.236	6.00	0.602	15.30	0.563	14.30
SBH21-NBPN-D05-ST-	5/10	0.315	8.00	0.681	17.30	0.642	16.30
SBH21-NBPN-D06-ST-	6/12	0.394	10.00	0.760	19.30	0.720	18.30
SBH21-NBPN-D07-ST-	7/14	0.472	12.00	0.839	21.30	0.799	20.30
SBH21-NBPN-D08-ST-	8/16	0.551	14.00	0.917	23.30	0.878	22.30
SBH21-NBPN-D09-ST-	9/18	0.630	16.00	0.996	25.30	0.957	24.30
SBH21-NBPN-D10-ST-	10/20	0.709	18.00	1.075	27.30	1.035	26.30
SBH21-NBPN-D11-ST-	11/22	0.787	20.00	1.154	29.30	1.114	28.30
SBH21-NBPN-D12-ST-	12/24	0.866	22.00	1.232	31.30	1.193	30.30
SBH21-NBPN-D13-ST-	13/26	0.945	24.00	1.311	33.30	1.272	32.30
SBH21-NBPN-D14-ST-	14/28	1.024	26.00	1.390	35.30	1.350	34.30
SBH21-NBPN-D15-ST-	15/30	1.102	28.00	1.469	37.30	1.429	36.30
SBH21-NBPN-D16-ST-	16/32	1.181	30.00	1.547	39.30	1.508	38.30
SBH21-NBPN-D17-ST-	17/34	1.260	32.00	1.626	41.30	1.587	40.30
SBH21-NBPN-D18-ST-	18/36	1.339	34.00	1.705	43.30	1.665	42.30
SBH21-NBPN-D19-ST-	19/38	1.417	36.00	1.783	45.30	1.744	44.30
SBH21-NBPN-D20-ST-	20/40	1.496	38.00	1.862	47.30	1.823	46.30
SBH21-NBPN-D22-ST-	22/44	1.654	42.00	2.020	51.30	1.902	48.30
SBH21-NBPN-D25-ST-	25/50	1.890	48.00	2.256	57.30	1.980	50.30
SBH21-NBPN-D27-ST-	27/54	2.047	52.00	2.413	61.30	2.059	52.30
SBH21-NBPN-D28-ST-	28/56	2.126	54.00	2.492	63.30	2.138	54.30
SBH21-NBPN-D30-ST-	30/60	2.283	58.00	2.650	67.30	2.217	56.30
SBH21-NBPN-D31-ST-	31/62	2.362	60.00	2.728	69.30	2.295	58.30
SBH21-NBPN-D32-ST-	32/64	2.441	62.00	2.807	71.30	2.374	60.30
SBH21-NBPN-D34-ST-	34/68	2.598	66.00	2.965	75.30	2.453	62.30

UNLESS OTHERWISE SPECIFIED:
DIMENSIONS ARE IN INCHES(MM)
TOLERANCES:
ANGULAR: ± 1°
XXX± 0.012 (0.30)
XXXX ± 0.005 (0.13)
XXXXX ± 0.004 (0.10)
PARENTHEetical INFORMATION IS FOR REFERENCE ONLY
INTERPRET DIMENSIONS AND GEOMETRIC TOLERANCING PERZ ANS1 Y14.5-1984

DATE: 5/14/2008
DRAWN: V. JARA

ESULLINS
CONNECTOR SOLUTIONS

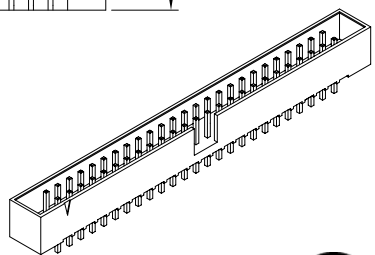
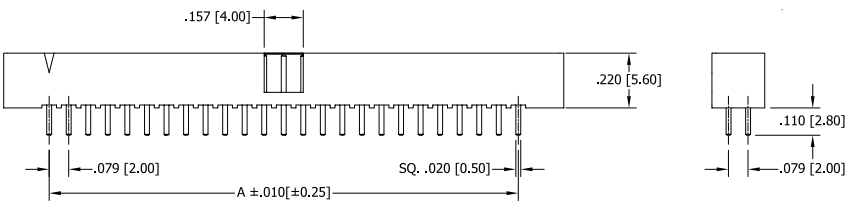
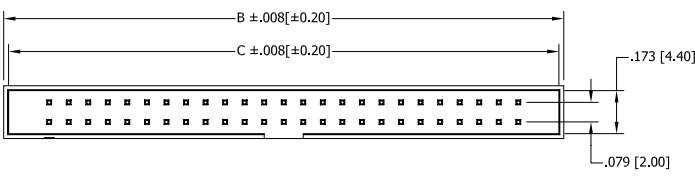
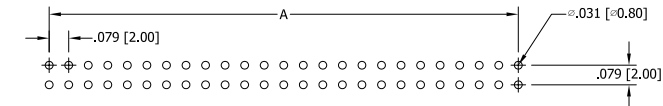
DESCRIPTION: BOX HEADER, .079(2.00) CC/RS
PART NUMBER: SBH21-NBPN-D - - - ST-
SIZE: C
DWGS. NO.: 11095
SCALE: NONE

REV: B
SHEET 1 OF 1



RoHS COMPLIANT

RECOMMENDED PCB LAYOUT



- NOTES:
- INSULATOR MATERIAL: NYLON 6T.
 - CONTACT MATERIAL: BRASS.
 - PLATING: GOLD FLASH OVERALL.
 - OPERATING TEMPERATURE: -40°C ~ 85°C.
 - PROCESSING TEMP: 230°C FOR 60 SECONDS MAX. (260°C, 10 SEC.)
 - UL FLAMMABILITY RATING: 94V-0.
 - VOLTAGE RATING: 20m OHMS MAX.
 - CURRENT RATING: 2 AMP PER CONTACT.
 - VOLTAGE DROP: AC 500 V.
 - INSULATION RESISTANCE: 1000 MEGA OHMS.